

## Appendix G - Noise Monitoring Results

Location NC1 - True Light Middle School of Hong Kong							
Date	Time	Weather	Unit: dB (A) (30-min)				
			Measured Noise Level			Baseline Level	Construction Noise Level
			L <sub>eq</sub>	L <sub>10</sub>	L <sub>90</sub>	L <sub>eq</sub>	L <sub>eq</sub>
2-Mar-11	13:00	Cloudy	70.5	71.3	68.5	70.2	58.7
8-Mar-11	13:00	Cloudy	69.3	71.2	62.1		69.3 Measured ≤ Baseline
15-Mar-11	13:01	Cloudy	70.5	72.3	68.5		58.7
22-Mar-11	13:00	Cloudy	69.2	71.3	62.8		69.2 Measured ≤ Baseline
31-Mar-11	16:45	Sunny	67.2	69.3	63.8		67.2 Measured ≤ Baseline

Location NC2 - The Legend							
Date	Time	Weather	Unit: dB (A) (30-min)				
			Measured Noise Level			Baseline Level	Construction Noise Level
			L <sub>eq</sub>	L <sub>10</sub>	L <sub>90</sub>	L <sub>eq</sub>	L <sub>eq</sub>
2-Mar-11	13:40	Cloudy	66.4	67.8	62.2	64.8	61.3
8-Mar-11	13:40	Cloudy	66.8	67.2	62.5		62.5
15-Mar-11	13:45	Cloudy	73.8	78.2	66.7		73.2
22-Mar-11	13:42	Cloudy	65.5	66.6	62.7		57.2
31-Mar-11	16:05	Sunny	64.7	65.2	59.4		64.7 Measured ≤ Baseline

Location NC3 - Outside Aegean Terrace							
Date	Time	Weather	Unit: dB (A) (30-min)				
			Measured Noise Level			Baseline Level	Construction Noise Level
			L <sub>eq</sub>	L <sub>10</sub>	L <sub>90</sub>	L <sub>eq</sub>	L <sub>eq</sub>
2-Mar-11	8:15	Cloudy	53.1	55.0	49.9	57.7	53.1 Measured ≤ Baseline
8-Mar-11	8:15	Cloudy	53.1	54.9	48.6		53.1 Measured ≤ Baseline
15-Mar-11	8:25	Cloudy	53.0	54.7	47.9		53.0 Measured ≤ Baseline
22-Mar-11	8:20	Cloudy	53.0	54.2	47.8		53.0 Measured ≤ Baseline
31-Mar-11	9:15	Sunny	51.7	53.9	46.6		51.7 Measured ≤ Baseline

Location NC4 - Man Yuen Garden							
Date	Time	Weather	Unit: dB (A) (30-min)				
			Measured Noise Level			Baseline Level	Construction Noise Level
			L <sub>eq</sub>	L <sub>10</sub>	L <sub>90</sub>	L <sub>eq</sub>	L <sub>eq</sub>
2-Mar-11	15:15	Sunny	70.1	73.7	68.4	64.5	68.7
8-Mar-11	13:00	Sunny	70.7	73.5	65.7		69.5
15-Mar-11	13:00	Cloudy	70.9	73.8	65.6		69.8
22-Mar-11	13:00	Cloudy	71.0	73.8	65.8		69.9
31-Mar-11	15:40	Sunny	69.0	70.9	66.3		67.1

Location NC5 - Blk D Villa Monte Rosa							
Date	Time	Weather	Unit: dB (A) (30-min)				
			Measured Noise Level			Baseline Level	Construction Noise Level
			L <sub>eq</sub>	L <sub>10</sub>	L <sub>90</sub>	L <sub>eq</sub>	L <sub>eq</sub>
2-Mar-11	9:55	Sunny	67.5	70.1	63.0	66.1	61.9
8-Mar-11	9:55	Sunny	67.0	69.3	61.2		59.7
15-Mar-11	9:50	Cloudy	66.5	69.1	60.6		55.9
22-Mar-11	9:50	Cloudy	66.6	69.4	60.8		57.0
31-Mar-11	13:50	Sunny	66.5	69.0	60.7		55.9

Location NC6 - Rosaryhill School							
Date	Time	Weather	Unit: dB (A) (30-min)				
			Measured Noise Level			Baseline Level	Construction Noise Level
			L <sub>eq</sub>	L <sub>10</sub>	L <sub>90</sub>	L <sub>eq</sub>	L <sub>eq</sub>
2-Mar-11	10:35	Sunny	64.2	66.7	58.9	64.1	47.8
8-Mar-11	10:40	Sunny	65.3	67.8	58.9		59.1
15-Mar-11	10:30	Cloudy	64.6	66.8	59.7		55.0
22-Mar-11	10:25	Cloudy	64.8	66.8	59.7		56.5
31-Mar-11	14:25	Sunny	63.7	65.9	58.9		63.7 Measured ≤ Baseline

Location NC7 - Buddhist Li Ka Shing Care & Attention Home for the Elderly							
Date	Time	Weather	Unit: dB (A) (30-min)				
			Measured Noise Level			Baseline Level	Construction Noise Level
			L <sub>eq</sub>	L <sub>10</sub>	L <sub>90</sub>	L <sub>eq</sub>	L <sub>eq</sub>
2-Mar-11	16:42	Cloudy	73.8	75.3	68.8	65.1	73.2
8-Mar-11	16:35	Cloudy	71.2	74.6	69.7		70.0
15-Mar-11	16:32	Cloudy	73.9	76.0	69.7		73.3
22-Mar-11	15:45	Cloudy	72.2	69.8	65.6		71.3
31-Mar-11	15:15	Sunny	69.1	71.3	63.3		66.9

## Appendix G - Noise Monitoring Results

Location NC8 - Marymount Secondary School							
Date	Time	Weather	Unit: dB (A) (30-min)				
			Measured Noise Level			Baseline Level	Construction Noise Level
			L <sub>eq</sub>	L <sub>10</sub>	L <sub>90</sub>	L <sub>eq</sub>	L <sub>eq</sub>
2-Mar-11	14:30	Cloudy	67.0	70.3	62.7	63.5	64.4
8-Mar-11	14:30	Cloudy	66.8	70.2	63.5		64.1
15-Mar-11	14:29	Cloudy	66.4	76.5	64.8		63.3
22-Mar-11	16:30	Cloudy	68.5	73.4	67.8		66.8
31-Mar-11	13:45	Sunny	63.9	65.5	59.4		53.3

Location NC9 - 117 Blue Pool Road							
Date	Time	Weather	Unit: dB (A) (30-min)				
			Measured Noise Level			Baseline Level	Construction Noise Level
			L <sub>eq</sub>	L <sub>10</sub>	L <sub>90</sub>	L <sub>eq</sub>	L <sub>eq</sub>
2-Mar-11	15:02	Cloudy	69.1	71.3	61.7	63.3	67.8
8-Mar-11	15:02	Cloudy	69.3	71.4	66.1		68.0
15-Mar-11	15:05	Cloudy	66.7	75.3	62.5		64.0
22-Mar-11	17:10	Cloudy	72.5	74.5	67.2		71.9
31-Mar-11	14:20	Sunny	64.6	65.8	58.3		58.7

Location NC10 - The Harbour View							
Date	Time	Weather	Unit: dB (A) (30-min)				
			Measured Noise Level			Baseline Level	Construction Noise Level
			L <sub>eq</sub>	L <sub>10</sub>	L <sub>90</sub>	L <sub>eq</sub>	L <sub>eq</sub>
2-Mar-11	11:25	Sunny	72.0	73.2	67.0	71.7	60.2
8-Mar-11	11:30	Sunny	72.1	75.1	67.2		61.5
15-Mar-11	11:30	Cloudy	70.9	74.2	67.1		70.9 Measured ≤ Baseline
22-Mar-11	11:30	Cloudy	71.1	74.2	67.3		71.1 Measured ≤ Baseline
31-Mar-11	15:30	Sunny	71.6	74.6	67.3		71.6 Measured ≤ Baseline

Location NC11 - Honey Court							
Date	Time	Weather	Unit: dB (A) (30-min)				
			Measured Noise Level			Baseline Level	Construction Noise Level
			L <sub>eq</sub>	L <sub>10</sub>	L <sub>90</sub>	L <sub>eq</sub>	L <sub>eq</sub>
2-Mar-11	9:05	Cloudy	65.9	68.5	63.0	63.2	62.6
8-Mar-11	9:05	Sunny	66.6	68.9	62.7		63.9
15-Mar-11	9:05	Cloudy	67.6	69.6	62.1		65.6
22-Mar-11	9:00	Cloudy	67.4	69.9	62.5		65.3
31-Mar-11	13:00	Sunny	67.1	69.5	62.3		64.8

Location NC12 - Ying Wa Girl's School							
Date	Time	Weather	Unit: dB (A) (30-min)				
			Measured Noise Level			Baseline Level	Construction Noise Level
			L <sub>eq</sub>	L <sub>10</sub>	L <sub>90</sub>	L <sub>eq</sub>	L <sub>eq</sub>
2-Mar-11	16:05	Sunny	65.8	68.7	63.6	67.1	65.8 Measured ≤ Baseline
8-Mar-11	13:45	Sunny	65.7	68.2	60.9		65.7 Measured ≤ Baseline
15-Mar-11	13:50	Cloudy	65.5	68.2	62.6		65.5 Measured ≤ Baseline
22-Mar-11	13:45	Cloudy	65.5	68.6	62.6		65.5 Measured ≤ Baseline
31-Mar-11	13:55	Cloudy	68.2	72.4	64.5		61.7

Location NC13 - Peakville Court							
Date	Time	Weather	Unit: dB (A) (30-min)				
			Measured Noise Level			Baseline Level	Construction Noise Level
			L <sub>eq</sub>	L <sub>10</sub>	L <sub>90</sub>	L <sub>eq</sub>	L <sub>eq</sub>
2-Mar-11	16:45	Sunny	70.3	73.1	65.7	65.2	68.7
8-Mar-11	14:30	Sunny	70.1	72.7	64.2		68.4
15-Mar-11	14:35	Cloudy	69.7	72.6	64.2		67.8
22-Mar-11	14:30	Cloudy	69.4	72.2	64.1		67.3
31-Mar-11	14:55	Cloudy	68.6	71.8	61.7		65.9

## Appendix G - Noise Monitoring Results

Location NC14 - Hong Kong Japanese School							
Date	Time	Weather	Unit: dB (A) (30-min)				
			Measured Noise Level			Baseline Level	Construction Noise Level
			L <sub>eq</sub>	L <sub>10</sub>	L <sub>90</sub>	L <sub>eq</sub>	L <sub>eq</sub>
2-Mar-11	15:40	Cloudy	66.2	69.8	65.4	60.8	64.7
8-Mar-11	15:42	Cloudy	64.4	69.5	62.1		61.9
15-Mar-11	15:43	Cloudy	64.2	69.5	65.4		61.5
22-Mar-11	15:43	Cloudy	64.5	67.3	64.3		62.1
31-Mar-11	13:00	Sunny	64.2	68.5	59.6		61.5

Location NC15 - Hong Kong Academy							
Date	Time	Weather	Unit: dB (A) (30-min)				
			Measured Noise Level			Baseline Level	Construction Noise Level
			L <sub>eq</sub>	L <sub>10</sub>	L <sub>90</sub>	L <sub>eq</sub>	L <sub>eq</sub>
2-Mar-11	13:00	Sunny	66.3	68.8	62.9	63.5	63.1
8-Mar-11	17:35	Cloudy	65.7	67.9	62.0		61.7
15-Mar-11	17:40	Cloudy	66.0	68.2	62.1		62.4
22-Mar-11	17:30	Cloudy	66.1	68.2	62.1		62.6
31-Mar-11	17:00	Sunny	67.2	69.0	61.3		64.8

Location NC16 - Raimondi College							
Date	Time	Weather	Unit: dB (A) (30-min)				
			Measured Noise Level			Baseline Level	Construction Noise Level
			L <sub>eq</sub>	L <sub>10</sub>	L <sub>90</sub>	L <sub>eq</sub>	L <sub>eq</sub>
2-Mar-11	17:30	Cloudy	64.7	66.9	60.2	70.4	64.7 Measured ≤ Baseline
8-Mar-11	15:15	Sunny	62.7	65.0	57.9		62.7 Measured ≤ Baseline
15-Mar-11	15:20	Cloudy	64.4	65.8	57.7		64.4 Measured ≤ Baseline
22-Mar-11	15:15	Cloudy	64.2	65.6	57.8		64.2 Measured ≤ Baseline
31-Mar-11	16:15	Sunny	64.9	65.8	56.9		64.9 Measured ≤ Baseline

Location NC17 - Hong Kong Institute of Technology							
Date	Time	Weather	Unit: dB (A) (30-min)				
			Measured Noise Level			Baseline Level	Construction Noise Level
			L <sub>eq</sub>	L <sub>10</sub>	L <sub>90</sub>	L <sub>eq</sub>	L <sub>eq</sub>
2-Mar-11	14:25	Sunny	67.8	70.7	64.0	66.0	63.1
8-Mar-11	16:00	Cloudy	68.2	70.8	64.3		64.2
15-Mar-11	16:10	Cloudy	68.4	71.3	64.2		64.7
22-Mar-11	16:40	Cloudy	68.5	73.6	66.8		64.9
31-Mar-11	10:00	Cloudy	66.7	71.4	66.9		58.4

Location NC18 - Blk A, 80 Robinson Road							
Date	Time	Weather	Unit: dB (A) (30-min)				
			Measured Noise Level			Baseline Level	Construction Noise Level
			L <sub>eq</sub>	L <sub>10</sub>	L <sub>90</sub>	L <sub>eq</sub>	L <sub>eq</sub>
2-Mar-11	13:45	Sunny	71.9	74.9	68.0	64.8	71.0
8-Mar-11	16:40	Cloudy	71.0	73.1	66.7		69.8
15-Mar-11	16:45	Cloudy	71.0	74.2	66.9		69.8
22-Mar-11	16:05	Cloudy	68.4	71.2	64.1		65.9
31-Mar-11	10:50	Cloudy	67.6	69.5	64.7		64.4

Location NC19 - Villa Veneto							
Date	Time	Weather	Unit: dB (A) (30-min)				
			Measured Noise Level			Baseline Level	Construction Noise Level
			L <sub>eq</sub>	L <sub>10</sub>	L <sub>90</sub>	L <sub>eq</sub>	L <sub>eq</sub>
2-Mar-11	10:35	Cloudy	66.8	67.5	59.3	68.6	66.8 Measured ≤ Baseline
8-Mar-11	10:35	Cloudy	64.8	68.5	59.4		64.8 Measured ≤ Baseline
15-Mar-11	10:34	Cloudy	67.7	68.9	59.3		67.7 Measured ≤ Baseline
22-Mar-11	10:37	Cloudy	67.5	69.3	59.7		67.5 Measured ≤ Baseline
31-Mar-11	11:00	Sunny	61.8	64.3	58.1		61.8 Measured ≤ Baseline

Location GNC7 - Hong Villa							
Date	Time	Weather	Unit: dB (A) (30-min)				
			Measured Noise Level			Baseline Level	Construction Noise Level
			L <sub>eq</sub>	L <sub>10</sub>	L <sub>90</sub>	L <sub>eq</sub>	L <sub>eq</sub>
2-Mar-11	9:00	Cloudy	56.9	59.8	55.8		
8-Mar-11	9:00	Cloudy	57.6	59.8	55.7		
15-Mar-11	9:00	Cloudy	57.2	59.3	55.7		
22-Mar-11	9:00	Cloudy	57.3	59.2	55.7		
31-Mar-11	9:15	Sunny	56.4	58.8	51.5		

**Appendix G - Noise Monitoring Results**

(Restricted Hours - 07:00 to 23:00 holidays & 19:00 to 23:00 on all other days )

Location NC1a - Outside True Light Middle School of Hong Kong																
Date	Time	Weather	dB (A) (5-min)			Average L <sub>eq</sub>	(Reference) Baseline Level	(Reference) Construction Noise Level, L <sub>eq</sub>								
			L <sub>eq</sub>	L <sub>10</sub>	L <sub>90</sub>		L <sub>eq</sub>	L <sub>eq</sub>								
2-Mar-11	19:00	Cloudy	67.8	70.7	63.9	67.5	65.8	62.6								
	19:05		67.5	70.2	63.5											
	19:10		67.3	69.9	64.0											
6-Mar-11	9:25	Cloudy	66.4	69.4	60.6	66.7		65.8	59.4							
	9:30		66.8	70.2	60.8											
	9:35		66.9	70.4	61.0											
8-Mar-11	19:00	Cloudy	67.6	69.9	64.5	67.3			65.8	62.0						
	19:05		67.3	69.8	63.7											
	19:10		67.0	69.5	63.5											
13-Mar-11	9:30	Sunny	65.3	68.0	60.5	64.8				65.8	64.8 Measured ≤ Baseline					
	9:35		64.7	67.8	61.0											
	9:40		64.2	67.3	60.6											
15-Mar-11	19:00	Cloudy	66.2	69.5	63.6	66.4					65.8	57.5				
	19:05		66.8	69.7	63.8											
	19:10		66.3	69.5	63.7											
20-Mar-11	9:30	Cloudy	65.0	67.3	62.4	65.1						65.8	65.1 Measured ≤ Baseline			
	9:35		65.2	67.5	62.8											
	9:40		65.2	67.5	62.9											
22-Mar-11	19:00	Cloudy	64.9	66.8	63.4	65.2							65.8	65.2 Measured ≤ Baseline		
	19:05		65.5	66.7	63.0											
	19:10		65.2	66.1	62.9											
27-Mar-11	9:30	Cloudy	64.4	68.3	62.3	64.6								65.8	64.6 Measured ≤ Baseline	
	9:35		64.9	68.6	62.7											
	9:40		64.5	68.2	62.3											
31-Mar-11	19:30	Fine	63.8	66.2	59.4	64.2									65.8	64.2 Measured ≤ Baseline
	19:40		64.2	66.5	60.1											
	19:45		64.6	67.1	60.3											

(Restricted Hours - 07:00 to 23:00 holidays & 19:00 to 23:00 on all other days )

Location NC2 - The Legend																
Date	Time	Weather	dB (A) (5-min)			Average L <sub>eq</sub>	Baseline Level	Construction Noise Level								
			L <sub>eq</sub>	L <sub>10</sub>	L <sub>90</sub>		L <sub>eq</sub>	L <sub>eq</sub>								
2-Mar-11	19:35	Cloudy	65.2	67.8	60.9	65.3	59.1	64.1								
	19:40		65.7	68.1	61.1											
	19:45		65.1	67.7	61.3											
6-Mar-11	9:55	Cloudy	63.1	66.0	59.7	63.4		59.1	61.4							
	10:00		63.5	66.4	60.0											
	11:05		63.5	66.5	59.6											
8-Mar-11	19:35	Cloudy	65.2	67.7	62.4	65.2			59.1	64.0						
	19:40		65.4	68.0	62.2											
	19:45		65.0	67.2	62.0											
13-Mar-11	9:55	Sunny	64.2	66.8	61.5	64.4				59.1	62.9					
	10:00		64.8	67.1	61.8											
	10:05		64.1	66.7	61.9											
15-Mar-11	19:35	Cloudy	63.8	65.9	62.1	63.5					59.1	61.5				
	19:40		63.7	65.8	61.9											
	19:45		63.1	65.0	61.6											
20-Mar-11	10:15	Cloudy	62.8	65.3	60.4	62.7						59.1	60.2			
	10:20		62.5	65.0	60.1											
	10:25		62.9	65.7	60.6											
22-Mar-11	19:45	Cloudy	64.0	66.3	62.4	64.1							59.1	62.4		
	19:50		63.9	66.0	62.2											
	19:55		64.4	66.7	62.9											
27-Mar-11	10:15	Cloudy	63.3	65.7	61.4	63.5								59.1	61.5	
	10:20		63.4	65.7	61.5											
	10:25		63.8	66.0	62.3											
31-Mar-11	19:00	Fine	62.4	65.7	58.6	63.3									59.1	61.2
	19:05		64.1	66.4	60.1											
	19:10		63.2	65.9	59.7											

(Restricted Hours - 07:00 to 23:00 holidays & 19:00 to 23:00 on all other days )

Location NC3 - Outside Aegean Terrace																
Date	Time	Weather	dB (A) (5-min)			Average L <sub>eq</sub>	Baseline Level	Construction Noise Level								
			L <sub>eq</sub>	L <sub>10</sub>	L <sub>90</sub>		L <sub>eq</sub>	L <sub>eq</sub>								
2-Mar-11	20:20	Cloudy	50.1	52.1	48.7	49.9	53.8	49.9 Measured ≤ Baseline								
	20:25		49.9	52.0	48.5											
	20:30		49.8	52.0	48.9											
6-Mar-11	11:00	Cloudy	52.4	54.1	49.7	53.3		53.8	53.3 Measured ≤ Baseline							
	11:05		53.6	55.7	50.4											
	11:10		53.9	56.2	50.5											
8-Mar-11	20:20	Cloudy	49.7	51.3	47.8	49.8			53.8	49.8 Measured ≤ Baseline						
	20:25		49.9	51.5	47.4											
	20:30		49.7	51.6	47.6											
13-Mar-11	10:45	Sunny	53.1	55.4	49.3	52.8				53.8	52.8 Measured ≤ Baseline					
	10:50		52.7	54.9	48.5											
	10:55		52.5	54.7	48.5											
15-Mar-11	20:25	Cloudy	52.6	55.3	50.2	52.7					53.8	52.7 Measured ≤ Baseline				
	20:30		52.6	55.3	50.3											
	20:35		52.9	55.6	50.7											
20-Mar-11	11:15	Cloudy	51.2	53.9	49.1	51.7						53.8	51.7 Measured ≤ Baseline			
	11:20		52.0	54.6	49.7											
	11:25		51.8	54.2	49.2											
22-Mar-11	20:25	Cloudy	51.3	53.9	50.0	51.3							53.8	51.3 Measured ≤ Baseline		
	20:30		51.0	53.7	49.7											
	20:35		51.5	54.3	50.0											
27-Mar-11	11:15	Cloudy	52.0	54.3	50.4	51.7								53.8	51.7 Measured ≤ Baseline	
	11:20		51.6	54.0	50.0											
	11:25		51.6	54.1	50.0											
31-Mar-11	20:20	Fine	53.8	55.6	49.9	54.1									53.8	42.3
	20:25		54.1	56.2	50.3											
	20:30		54.5	56.7	50.7											

**Appendix G - Noise Monitoring Results**

(Restricted Hours - 23:00 to 07:00 on all days )

Location NC1a - Outside True Light Middle School of Hong Kong											
Date	Time	Weather	dB (A) (5-min)			Average L <sub>eq</sub>	(Reference) Baseline Level	(Reference) Construction Noise Level, L <sub>eq</sub>			
			L <sub>eq</sub>	L <sub>10</sub>	L <sub>90</sub>		L <sub>eq</sub>				
2-Mar-11	23:40	Cloudy	59.3	61.0	53.7	59.5	60.7	59.5 Measured ≤ Baseline			
	23:45		59.4	61.1	54.0						
	23:50		59.7	61.6	54.2						
8-Mar-11	23:35	Fine	60.6	62.8	56.7	60.2		60.7	60.2 Measured ≤ Baseline		
	23:40		60.3	62.6	56.5						
	23:45		59.8	61.9	56.2						
15-Mar-11	23:35	Cloudy	58.9	61.6	56.6	59.0			60.7	59.0 Measured ≤ Baseline	
	23:40		58.7	61.3	56.1						
	23:45		59.4	62.3	56.9						
22-Mar-11	23:35	Cloudy	59.6	63.3	57.9	59.5				60.7	59.5 Measured ≤ Baseline
	23:40		59.3	63.0	57.6						
	23:45		59.7	63.6	57.9						
31-Mar-11	23:35	Fine	60.4	62.1	54.9	60.2	60.7				60.2 Measured ≤ Baseline
	23:40		59.8	62.0	54.5						
	23:45		60.5	62.7	55.1						

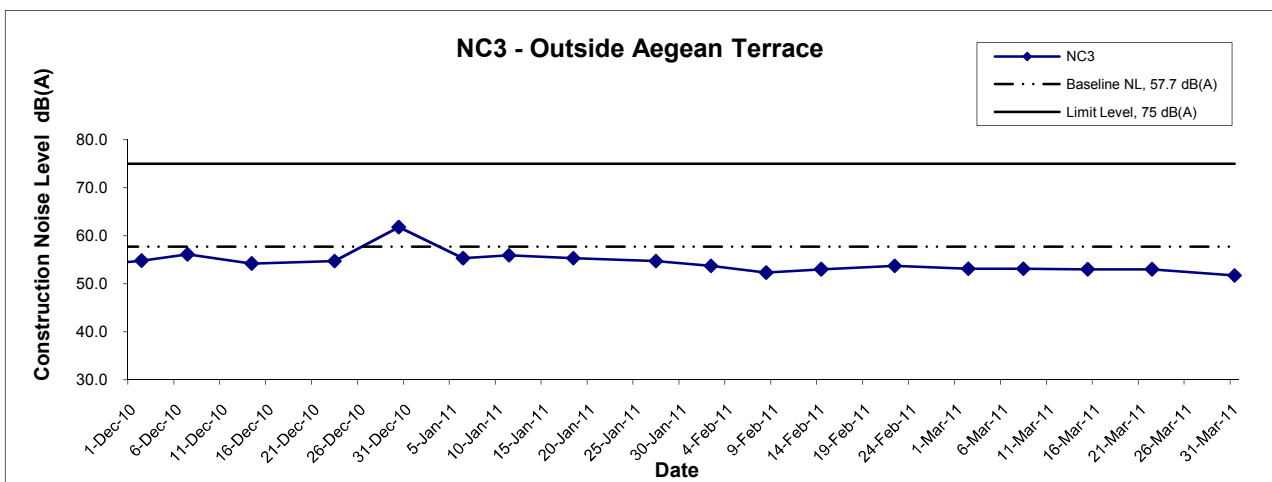
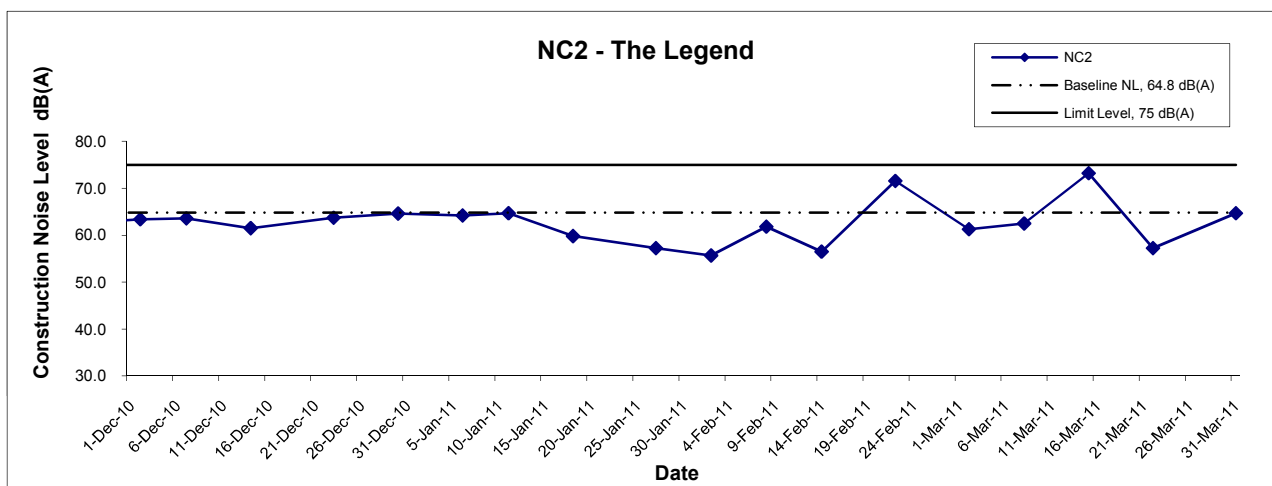
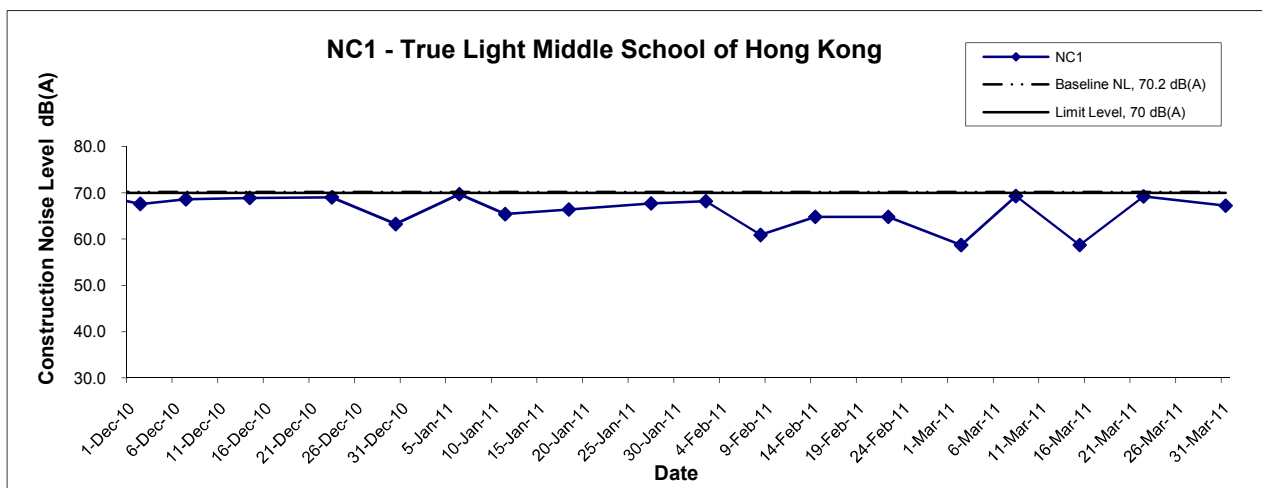
(Restricted Hours - 23:00 to 07:00 on all days )

Location NC2 - The Legend											
Date	Time	Weather	dB (A) (5-min)			Average L <sub>eq</sub>	Baseline Level	Construction Noise Level			
			L <sub>eq</sub>	L <sub>10</sub>	L <sub>90</sub>		L <sub>eq</sub>	L <sub>eq</sub>			
2-Mar-11	23:00	Cloudy	53.8	55.1	50.2	53.6	53.9	53.6 Measured ≤ Baseline			
	23:05		53.4	54.9	50.5						
	23:10		53.6	55.3	51.1						
8-Mar-11	23:00	Fine	53.4	54.8	49.6	53.2		53.9	53.2 Measured ≤ Baseline		
	23:05		52.7	54.9	49.3						
	23:10		53.5	55.2	49.9						
15-Mar-11	23:00	Cloudy	52.6	54.0	50.3	52.9			53.9	52.9 Measured ≤ Baseline	
	23:05		53.0	54.2	50.6						
	23:10		53.1	54.2	50.7						
22-Mar-11	23:00	Cloudy	51.6	53.7	48.9	51.9				53.9	51.9 Measured ≤ Baseline
	23:05		52.0	54.4	49.0						
	23:10		52.2	54.5	49.3						
31-Mar-11	23:00	Fine	53.7	55.2	49.8	53.6	53.9				53.6 Measured ≤ Baseline
	23:05		53.7	55.5	50.0						
	23:10		53.3	55.0	49.7						

(Restricted Hours - 23:00 to 07:00 on all days )

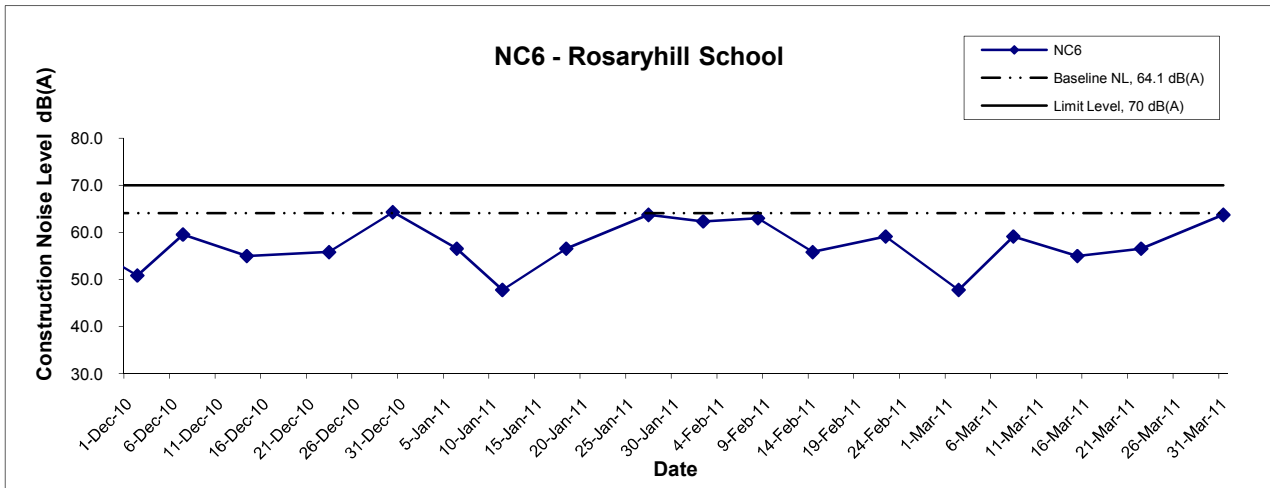
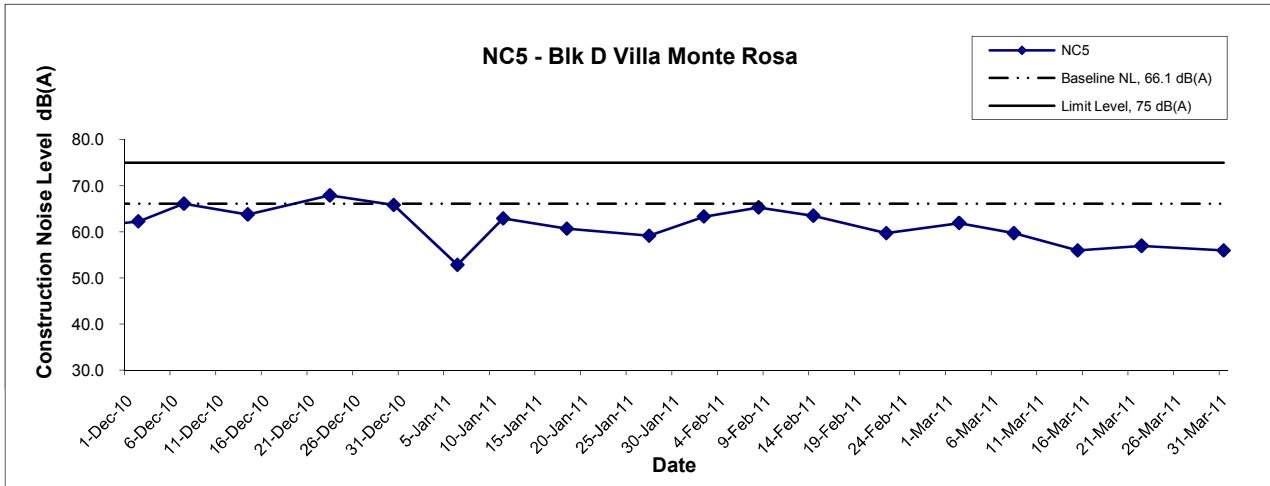
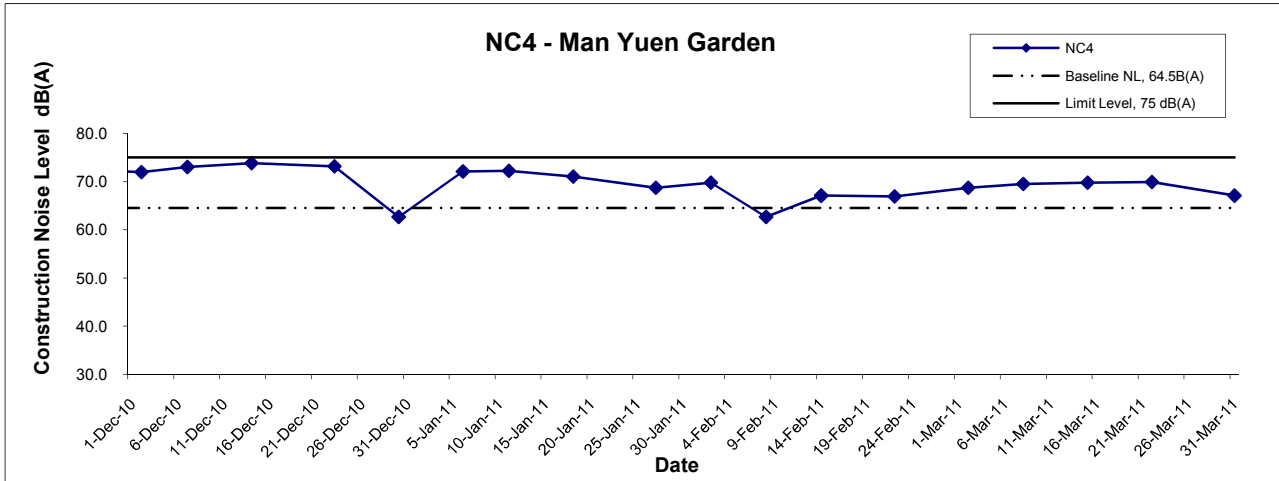
Location NC3 - Outside Aegean Terrace											
Date	Time	Weather	dB (A) (5-min)			Average L <sub>eq</sub>	Baseline Level	Construction Noise Level			
			L <sub>eq</sub>	L <sub>10</sub>	L <sub>90</sub>		L <sub>eq</sub>	L <sub>eq</sub>			
3-Mar-11	0:35	Cloudy	51.2	52.2	48.9	50.9	52.0	50.9 Measured ≤ Baseline			
	0:40		50.7	51.9	48.7						
	0:45		50.9	52.1	48.7						
9-Mar-11	0:25	Fine	52.3	54.1	48.6	51.9		52.0	51.9 Measured ≤ Baseline		
	0:30		51.9	53.2	48.2						
	0:35		51.6	53.0	47.8						
16-Mar-11	0:30	Cloudy	51.3	53.3	49.6	51.6			52.0	51.6 Measured ≤ Baseline	
	0:35		51.9	53.5	49.7						
	0:40		51.6	53.2	49.6						
23-Mar-11	0:25	Cloudy	51.4	53.7	49.3	52.0				52.0	52.0 Measured ≤ Baseline
	0:30		51.6	53.8	49.9						
	0:35		52.9	54.4	50.2						
1-Apr-11	0:20	Fine	51.4	53.6	48.2	51.8	52.0				51.8 Measured ≤ Baseline
	0:25		51.9	53.2	48.6						
	0:30		52.1	54.5	50.3						

## Noise Levels



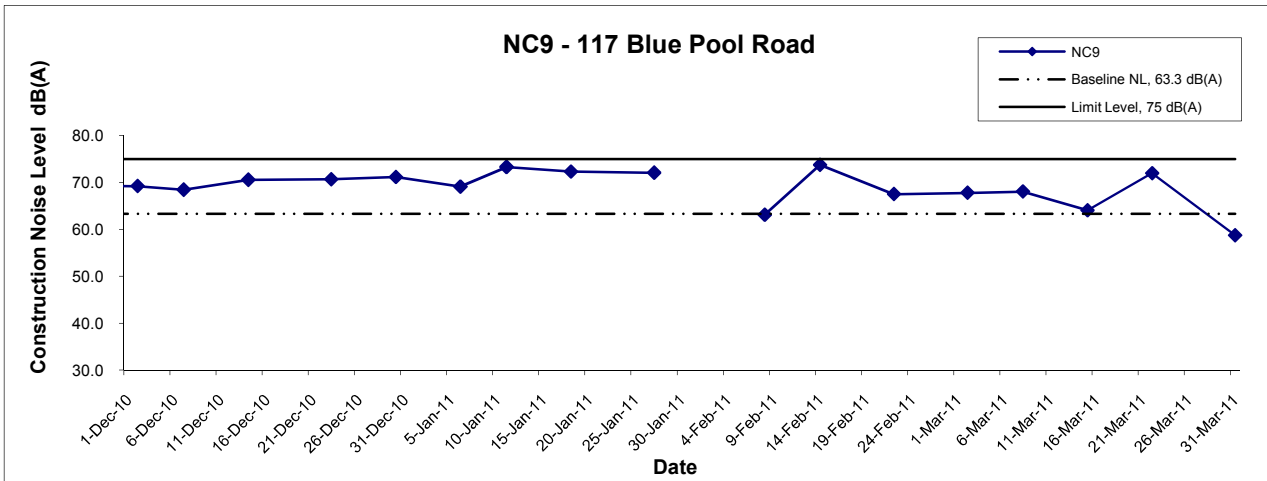
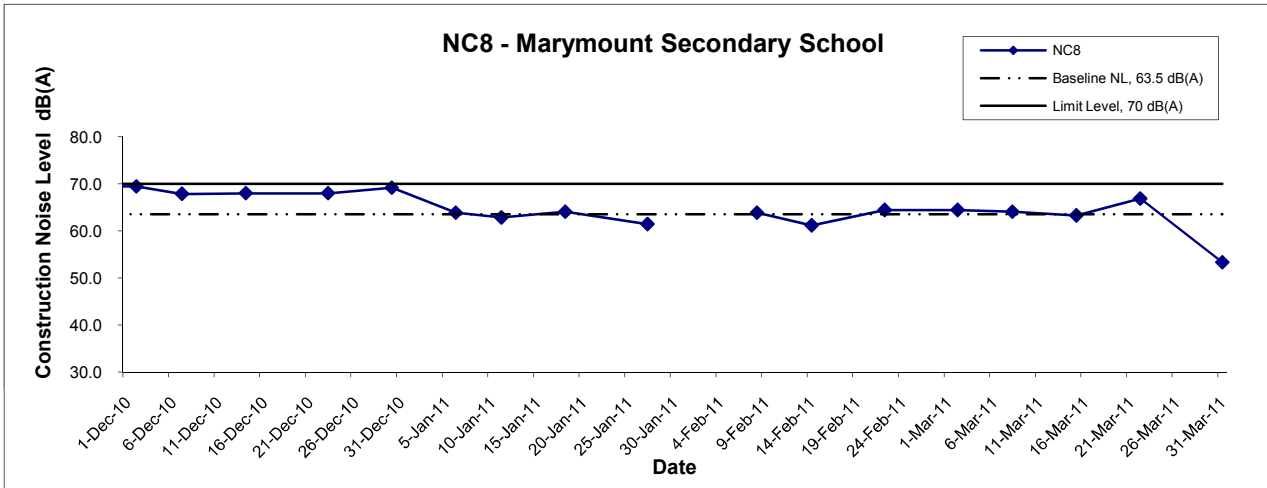
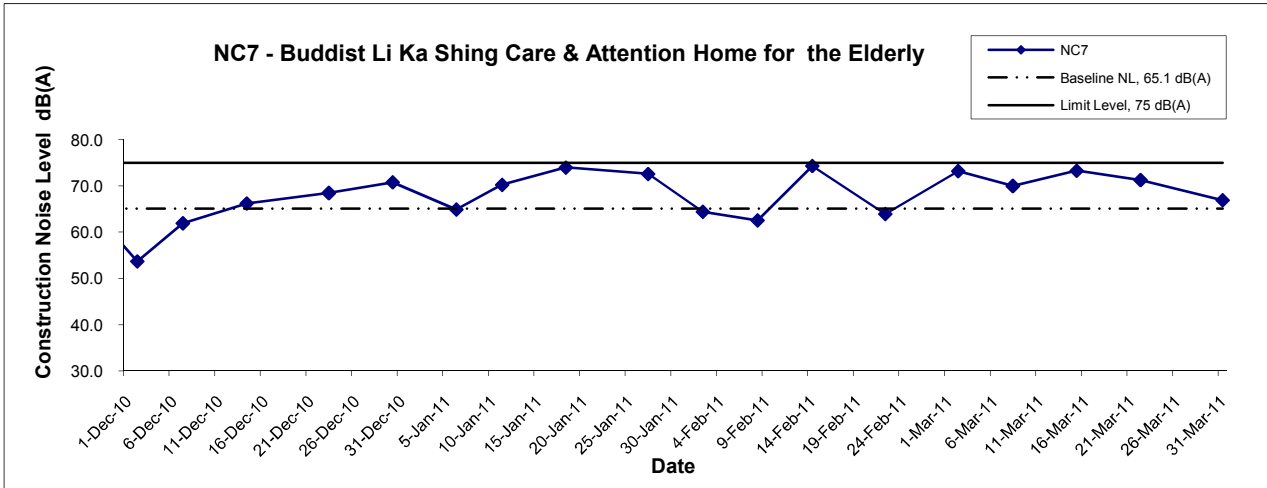
Title Contract No. DC/2007/10 Design and Construction of Hong Kong West Drainage Tunnel Graphical Presentation of Construction Noise Monitoring Results	Scale N.T.S	Project No. MA8001	CINOTECH
	Date Mar 11	Appendix G	

## Noise Levels



Title Contract No. DC/2007/10 Design and Construction of Hong Kong West Drainage Tunnel Graphical Presentation of Construction Noise Monitoring Results	Scale N.T.S	Project No. MA8001	CINOTECH
	Date Mar 11	Appendix G	

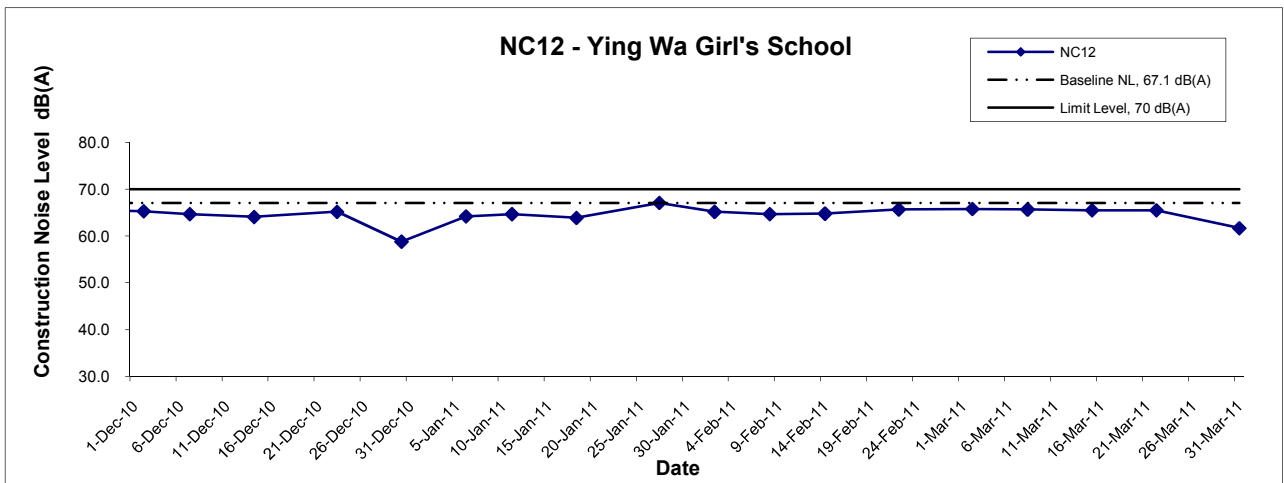
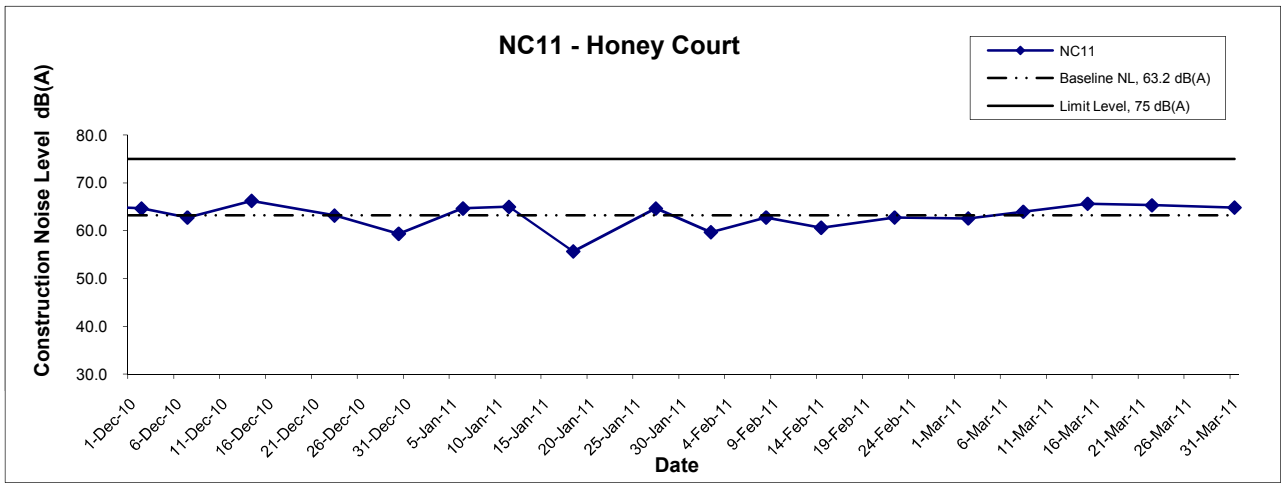
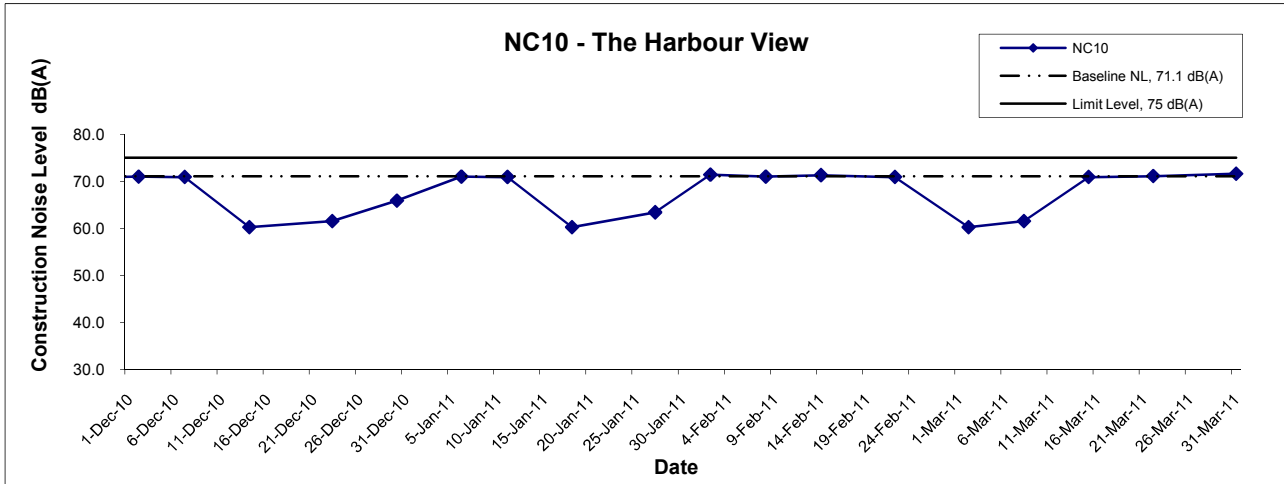
## Noise Levels



Title Contract No. DC/2007/10 Design and Construction of Hong Kong West Drainage Tunnel Graphical Presentation of Construction Noise Monitoring Results	Scale	N.T.S	Project No.	MA8001	CINOTECH
	Date	Mar 11	Appendix	G	

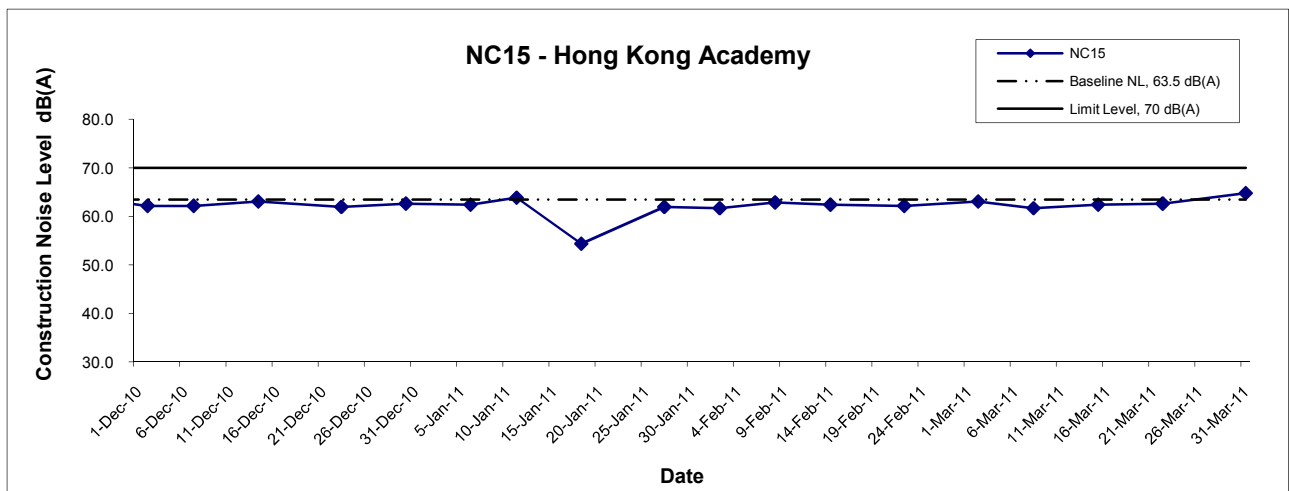
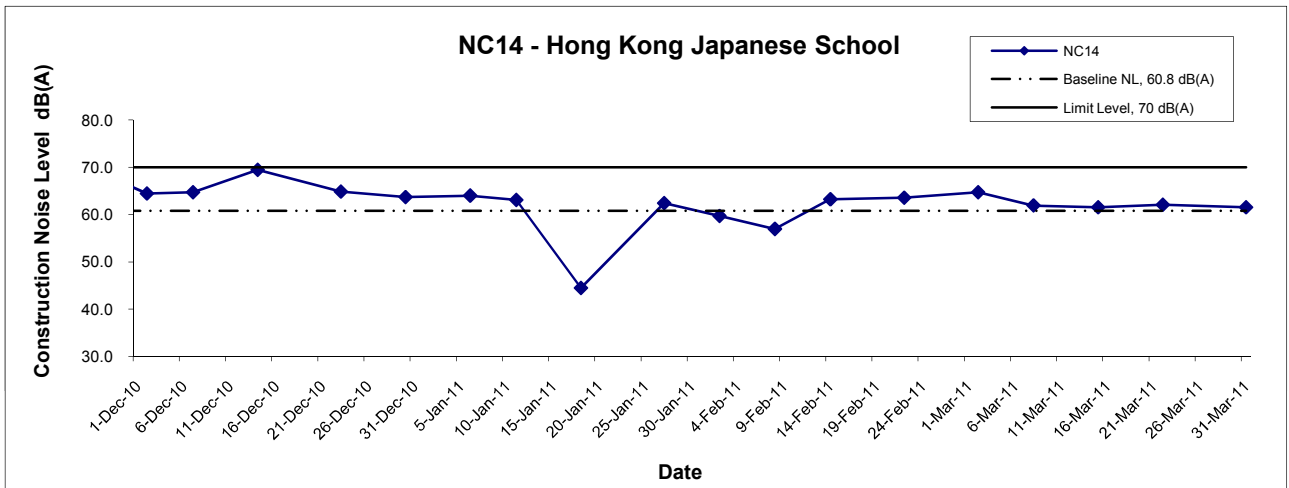
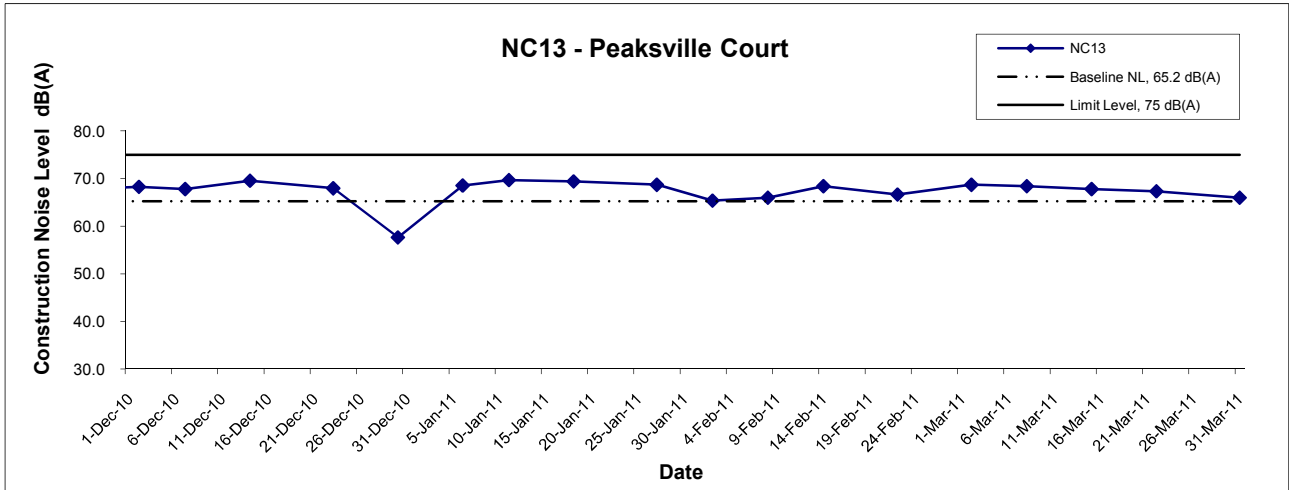


## Noise Levels



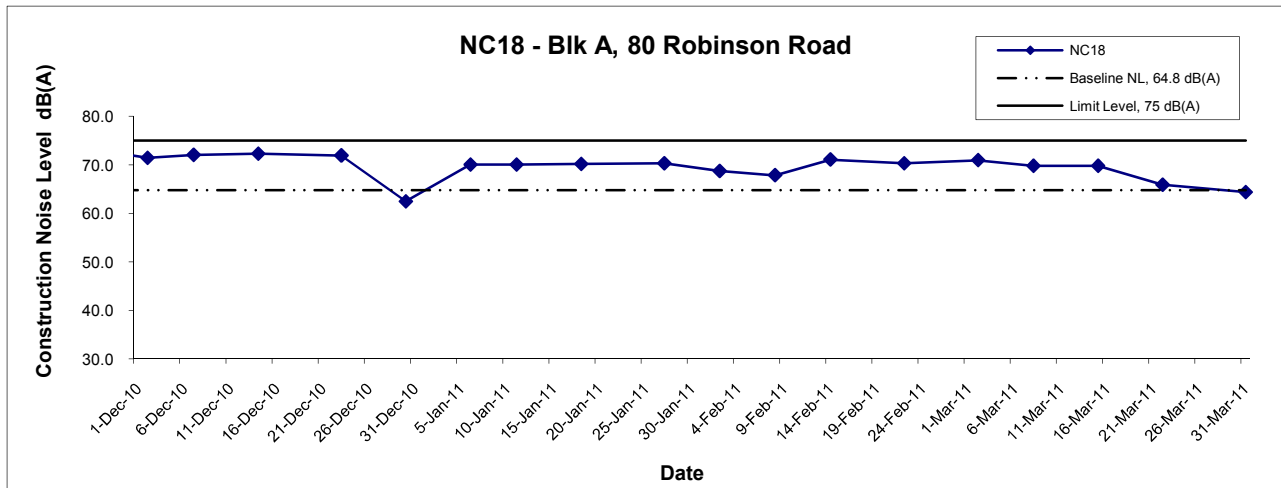
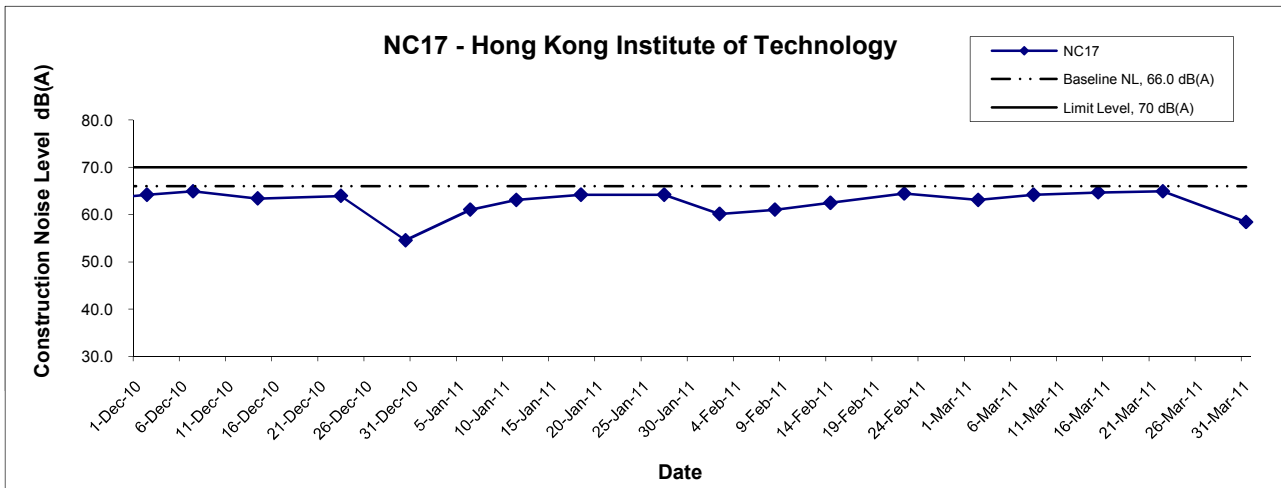
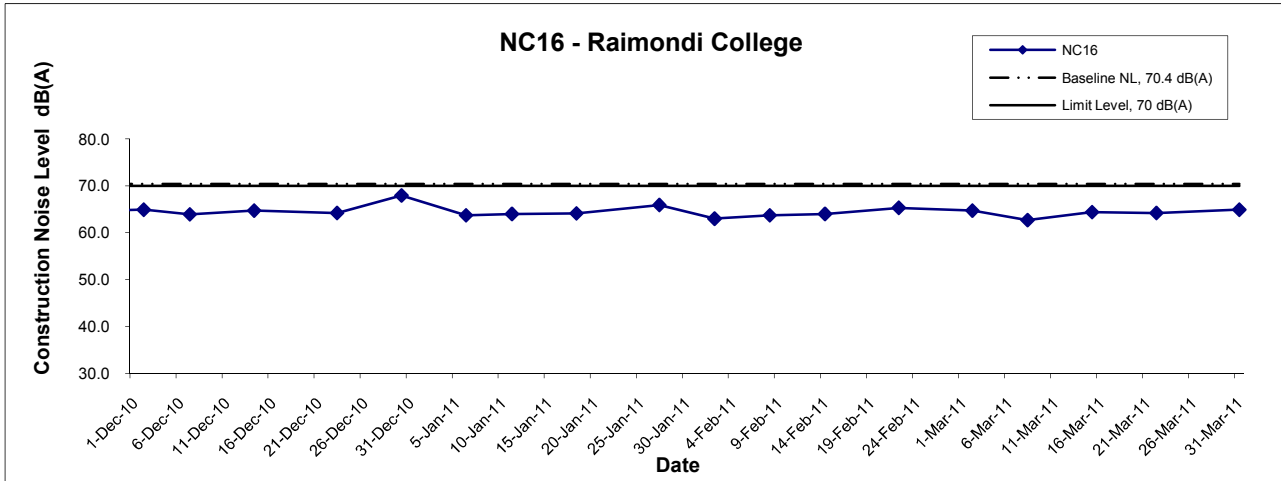
Title Contract No. DC/2007/10 Design and Construction of Hong Kong West Drainage Tunnel Graphical Presentation of Construction Noise Monitoring Results	Scale N.T.S	Project No. MA8001	CINOTECH
	Date Mar 11	Appendix G	

## Noise Levels



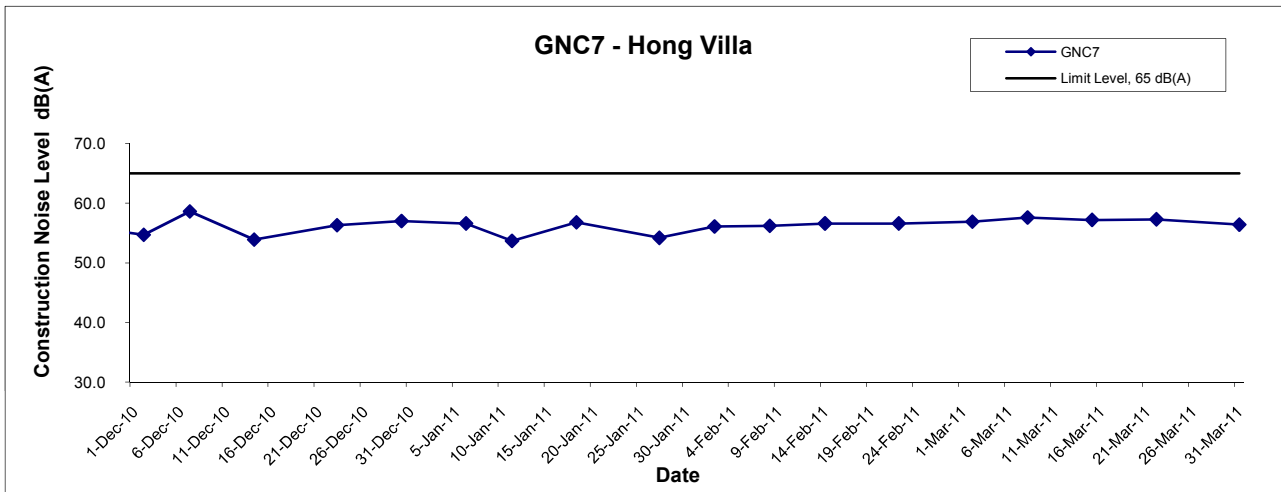
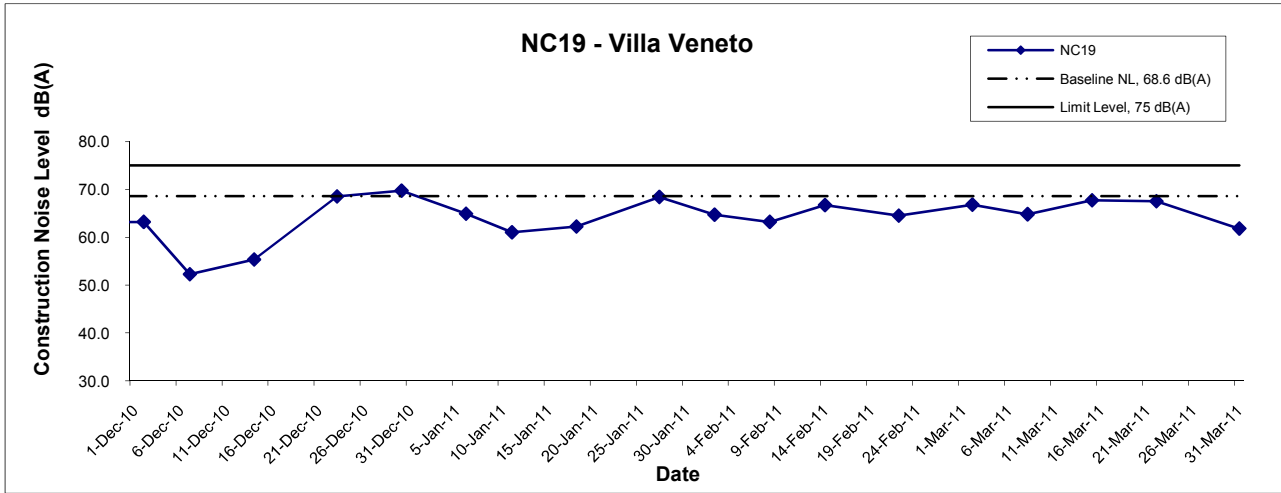
Title Contract No. DC/2007/10 Design and Construction of Hong Kong West Drainage Tunnel Graphical Presentation of Construction Noise Monitoring Results	Scale N.T.S	Project No. MA8001	CINOTECH
	Date Mar 11	Appendix G	

## Noise Levels



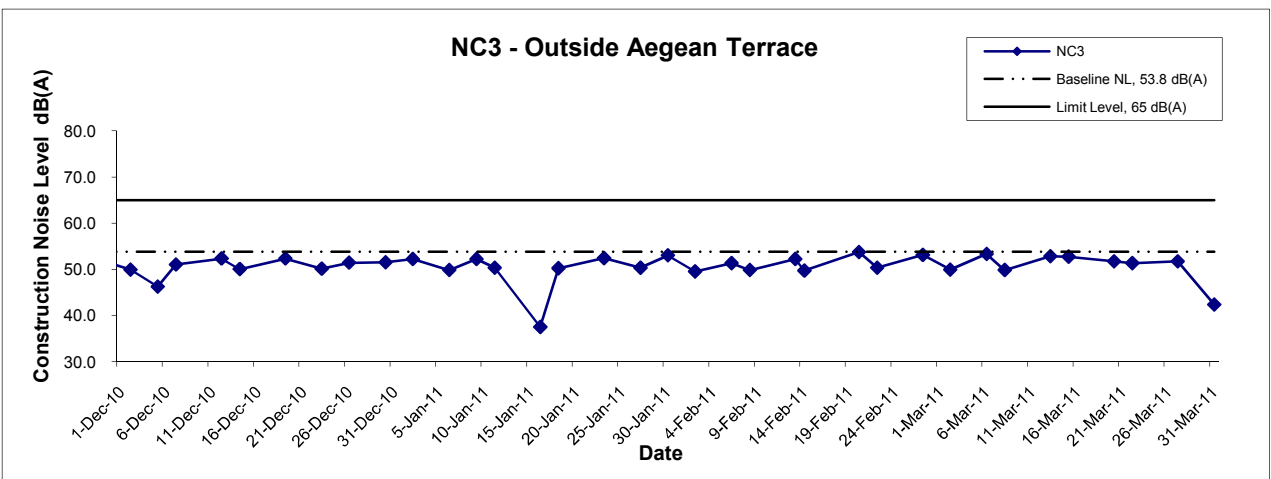
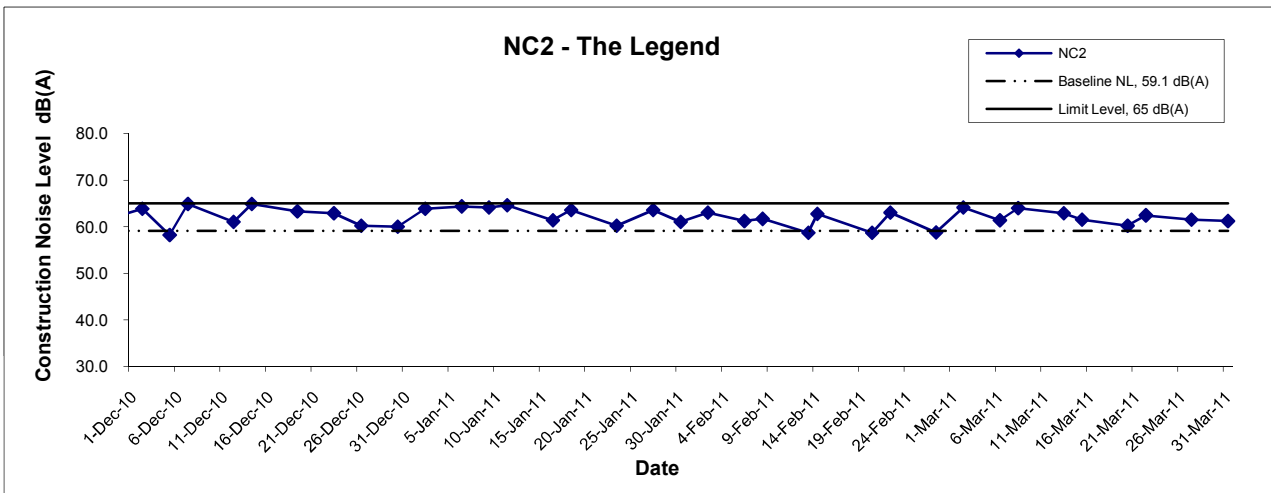
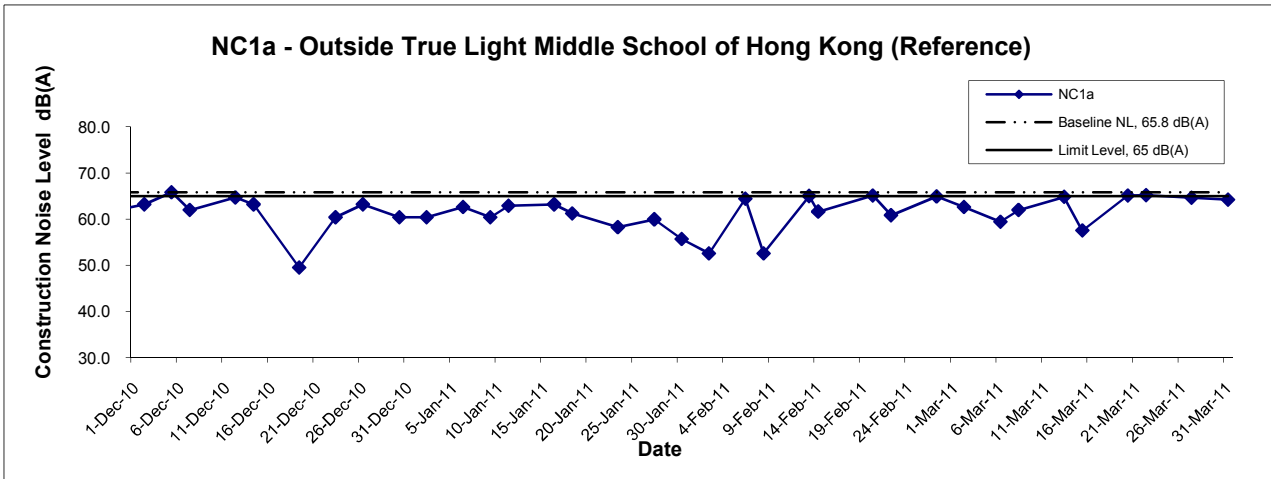
Title Contract No. DC/2007/10 Design and Construction of Hong Kong West Drainage Tunnel Graphical Presentation of Construction Noise Monitoring Results	Scale	N.T.S	Project No.	MA8001	CINOTECH
	Date	Mar 11	Appendix	G	

## Noise Levels



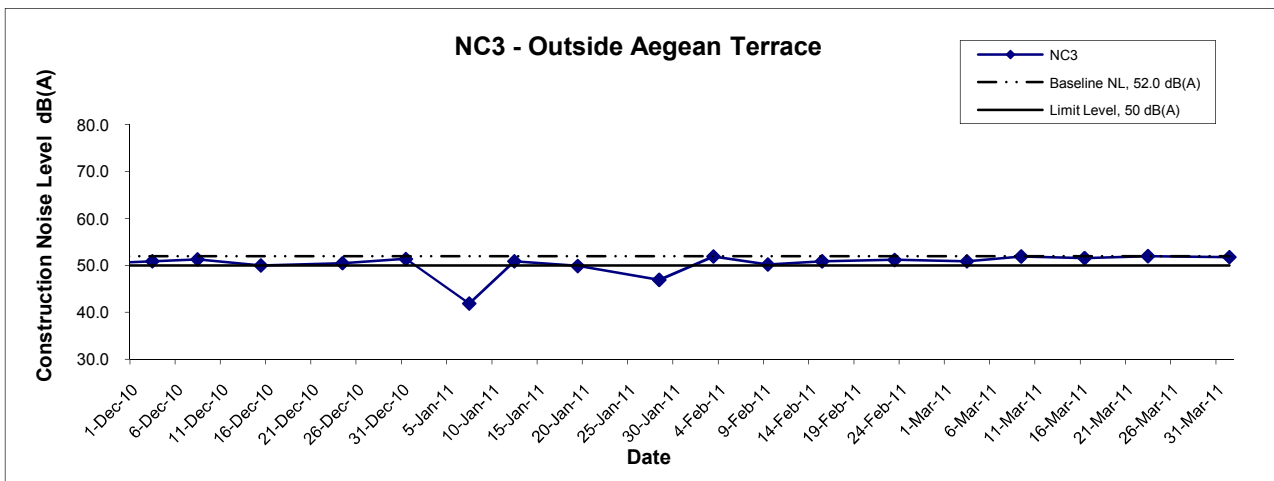
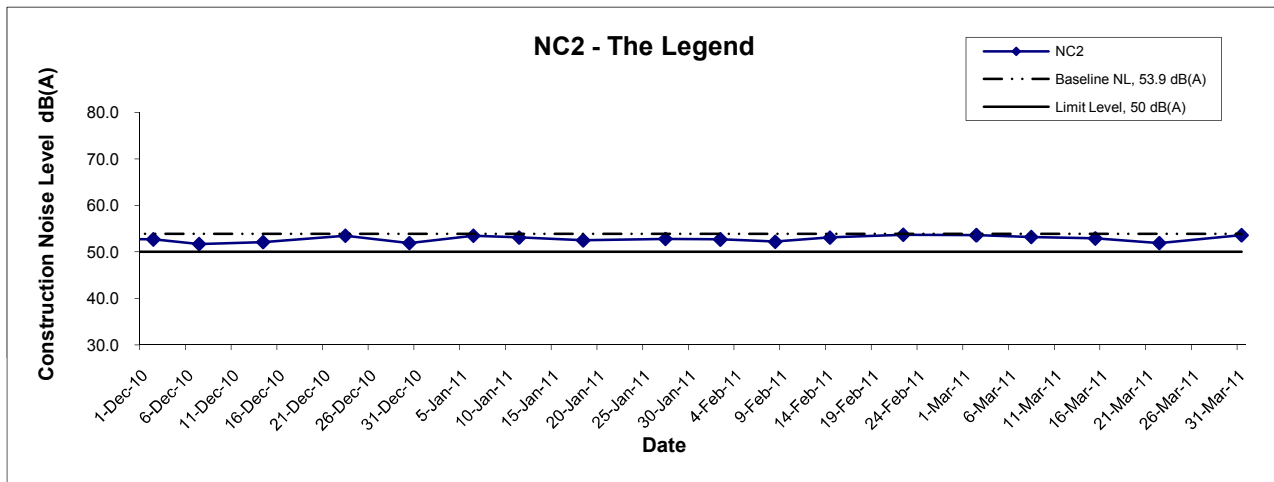
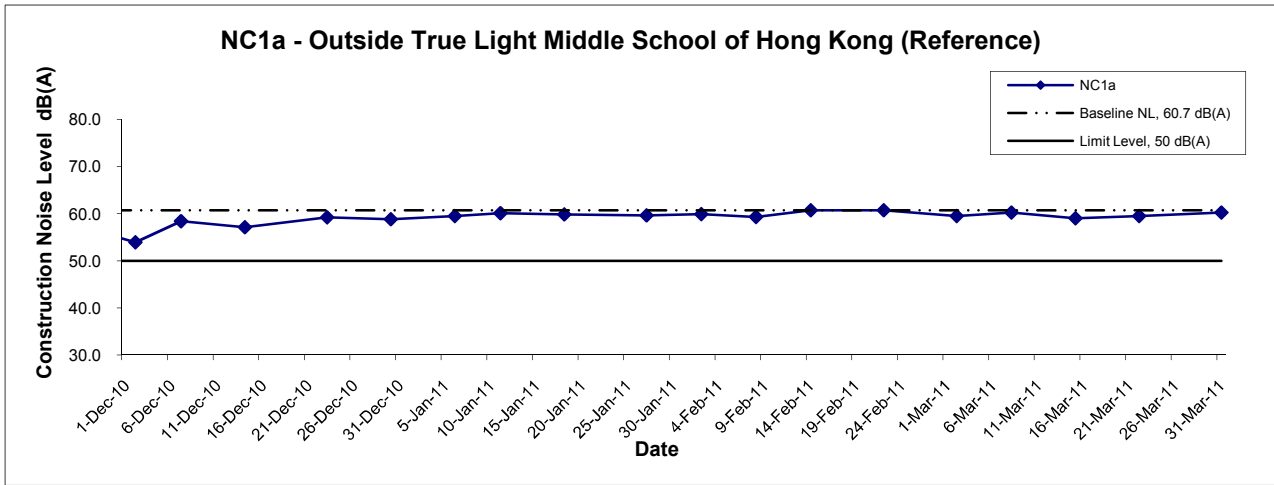
Title Contract No. DC/2007/10 Design and Construction of Hong Kong West Drainage Tunnel Graphical Presentation of Construction Noise Monitoring Results	Scale N.T.S	Project No. MA8001	CINOTECH
	Date Mar 11	Appendix G	

**Noise Levels**  
**(Restricted Hours - 07:00 - 23:00 holidays & 19:00 - 23:00 on all other days )**



Title Contract No. DC/2007/10 Design and Construction of Hong Kong West Drainage Tunnel Graphical Presentation of Construction Noise Monitoring Results	Scale N.T.S	Project No. MA8001	
	Date Mar 11	Appendix G	

## Noise Levels (Restricted Hours - 23:00 to 07:00 on all days )



Title Contract No. DC/2007/10 Design and Construction of Hong Kong West Drainage Tunnel Graphical Presentation of Construction Noise Monitoring Results	Scale N.T.S	Project No. MA8001	CINOTECH
	Date Mar 11	Appendix G	