

Appendix G - Noise Monitoring Results

Location NC1 - True Light Middle School of Hong Kong								
Date	Time	Weather	Unit: dB (A) (30-min)					
			Measured Noise Level			Limit Level	Corresponding Baseline Level ⁽¹⁾	Corrected Measured Noise Level ⁽²⁾
			L _{eq}	L ₁₀	L ₉₀	L _{eq}	L _{eq}	L _{eq}
6-Jan-12	16:00	Cloudy	63.8	65.9	61.5	65.0	N/A	N/A
12-Jan-12	17:00	Cloudy	65.2	67.7	59.8	65.0	69.7	65.2 Measured ≤ Baseline
18-Jan-12	16:30	Sunny	65.2	67.1	60.7	65.0	70.1	65.2 Measured ≤ Baseline
27-Jan-12	17:00	Cloudy	64.6	68.2	60.6	70.0	N/A	N/A
31-Jan-12	7:00	Cloudy	69.2	71.3	65.7	70.0	N/A	N/A

Location NC2 - The Legend								
Date	Time	Weather	Unit: dB (A) (30-min)					
			Measured Noise Level			Limit Level	Corresponding Baseline Level ⁽¹⁾	Corrected Measured Noise Level ⁽²⁾
			L _{eq}	L ₁₀	L ₉₀	L _{eq}	L _{eq}	L _{eq}
6-Jan-12	9:25	Cloudy	74.5	77.1	65.1	75.0	N/A	N/A
12-Jan-12	16:20	Cloudy	71.6	73.9	62.3	75.0	N/A	N/A
18-Jan-12	15:45	Sunny	64.6	68.2	60.6	75.0	N/A	N/A
27-Jan-12	13:00	Cloudy	65.4	66.9	59.7	75.0	N/A	N/A
31-Jan-12	7:40	Cloudy	67.0	69.7	56.9	75.0	N/A	N/A

Location NC3 - Outside Aegean Terrace								
Date	Time	Weather	Unit: dB (A) (30-min)					
			Measured Noise Level			Limit Level	Corresponding Baseline Level ⁽¹⁾	Corrected Measured Noise Level ⁽²⁾
			L _{eq}	L ₁₀	L ₉₀	L _{eq}	L _{eq}	L _{eq}
6-Jan-12	17:20	Cloudy	49.2	51.4	46.1	75.0	N/A	N/A
12-Jan-12	16:30	Cloudy	52.6	54.1	49.2	75.0	N/A	N/A
18-Jan-12	16:30	Cloudy	48.5	50.3	46.2	75.0	N/A	N/A
27-Jan-12	17:10	Cloudy	51.3	53.6	48.7	75.0	N/A	N/A
31-Jan-12	18:30	Cloudy	55.3	59.1	46.1	75.0	N/A	N/A

Location NC4 - Man Yuen Garden								
Date	Time	Weather	Unit: dB (A) (30-min)					
			Measured Noise Level			Limit Level	Corresponding Baseline Level ⁽¹⁾	Corrected Measured Noise Level ⁽²⁾
			L _{eq}	L ₁₀	L ₉₀	L _{eq}	L _{eq}	L _{eq}
6-Jan-12	15:15	Cloudy	62.1	65.5	53.5	75.0	N/A	N/A
12-Jan-12	8:00	Cloudy	66.2	68.6	59.7	75.0	N/A	N/A
18-Jan-12	15:25	Cloudy	65.8	68.9	58.8	75.0	N/A	N/A
27-Jan-12	9:00	Cloudy	56.4	59.2	51.7	75.0	N/A	N/A
31-Jan-12	13:30	Cloudy	64.5	65.9	59.3	75.0	N/A	N/A

Location NC5 - Bik D Villa Monte Rosa								
Date	Time	Weather	Unit: dB (A) (30-min)					
			Measured Noise Level			Limit Level	Corresponding Baseline Level ⁽¹⁾	Corrected Measured Noise Level ⁽²⁾
			L _{eq}	L ₁₀	L ₉₀	L _{eq}	L _{eq}	L _{eq}
6-Jan-12	8:35	Cloudy	70.6	71.3	54.3	75.0	N/A	N/A
12-Jan-12	9:55	Cloudy	52.7	55.0	49.6	75.0	N/A	N/A
18-Jan-12	11:15	Cloudy	62.8	65.7	57.0	75.0	N/A	N/A
27-Jan-12	10:55	Cloudy	50.4	49.9	46.9	75.0	N/A	N/A
31-Jan-12	11:10	Cloudy	57.2	58.5	53.3	75.0	N/A	N/A

Location NC6 - Rosaryhill School								
Date	Time	Weather	Unit: dB (A) (30-min)					
			Measured Noise Level			Limit Level	Corresponding Baseline Level ⁽¹⁾	Corrected Measured Noise Level ⁽²⁾
			L _{eq}	L ₁₀	L ₉₀	L _{eq}	L _{eq}	L _{eq}
6-Jan-12	8:00	Cloudy	61.7	63.8	56.2	65.0	N/A	N/A
12-Jan-12	9:20	Cloudy	64.6	67.1	52.5	65.0	N/A	N/A
18-Jan-12	10:30	Cloudy	64.9	67.4	55.4	70.0	N/A	N/A
27-Jan-12	10:25	Cloudy	50.0	51.4	48.3	70.0	N/A	N/A
31-Jan-12	11:10	Cloudy	61.7	64.5	55.2	70.0	N/A	N/A

Location NC7 - Buddhist Li Ka Shing Care & Attention Home for the Elderly								
Date	Time	Weather	Unit: dB (A) (30-min)					
			Measured Noise Level			Limit Level	Corresponding Baseline Level ⁽¹⁾	Corrected Measured Noise Level ⁽²⁾
			L _{eq}	L ₁₀	L ₉₀	L _{eq}	L _{eq}	L _{eq}
6-Jan-12	9:30	Cloudy	66.9	69.3	64.1	75.0	N/A	N/A
12-Jan-12	15:30	Cloudy	68.3	71.1	61.0	75.0	N/A	N/A
18-Jan-12	11:00	Sunny	66.5	69.4	58.4	75.0	N/A	N/A
27-Jan-12	16:05	Cloudy	67.7	68.7	64.3	75.0	N/A	N/A
31-Jan-12	8:20	Cloudy	62.2	64.7	56.6	75.0	N/A	N/A

Appendix G - Noise Monitoring Results

Location NC8 - Marymount Secondary School								
Date	Time	Weather	Unit: dB (A) (30-min)					
			Measured Noise Level			Limit Level	Corresponding Baseline Level ⁽¹⁾	Corrected Measured Noise Level ⁽²⁾
			L _{eq}	L ₁₀	L ₉₀			
6-Jan-12	10:40	Cloudy	65.5	68.7	61.2	65.0	63.1	61.8
12-Jan-12	14:05	Cloudy	67.7	69.5	61.5	65.0	65.0	64.4
18-Jan-12	9:35	Sunny	66.6	70.5	59.5	65.0	62.9	64.2
27-Jan-12	14:30	Cloudy	69.6	71.6	61.1	70.0	N/A	N/A
31-Jan-12	9:45	Cloudy	68.9	72.5	60.6	70.0	N/A	N/A

Location NC9 - 117 Blue Pool Road								
Date	Time	Weather	Unit: dB (A) (30-min)					
			Measured Noise Level			Limit Level	Corresponding Baseline Level ⁽¹⁾	Corrected Measured Noise Level ⁽²⁾
			L _{eq}	L ₁₀	L ₉₀			
6-Jan-12	10:00	Cloudy	68.4	70.5	62.6	75.0	N/A	N/A
12-Jan-12	13:30	Cloudy	70.2	73.7	61.8	75.0	N/A	N/A
18-Jan-12	9:00	Sunny	70.1	72.5	60.5	75.0	N/A	N/A
27-Jan-12	13:55	Cloudy	69.2	72.0	61.9	75.0	N/A	N/A
31-Jan-12	9:45	Cloudy	69.8	72.3	60.8	75.0	N/A	N/A

Location NC10 - The Harbour View								
Date	Time	Weather	Unit: dB (A) (30-min)					
			Measured Noise Level			Limit Level	Corresponding Baseline Level ⁽¹⁾	Corrected Measured Noise Level ⁽²⁾
			L _{eq}	L ₁₀	L ₉₀			
6-Jan-12	9:15	Cloudy	71.4	74.5	62.6	75.0	N/A	N/A
12-Jan-12	10:35	Cloudy	71.1	73.7	61.0	75.0	N/A	N/A
18-Jan-12	14:15	Cloudy	70.8	73.0	61.8	75.0	N/A	N/A
27-Jan-12	11:30	Cloudy	69.4	72.6	62.1	75.0	N/A	N/A
31-Jan-12	13:00	Cloudy	72.1	72.5	62.1	75.0	N/A	N/A

Location NC11 - Honey Court								
Date	Time	Weather	Unit: dB (A) (30-min)					
			Measured Noise Level			Limit Level	Corresponding Baseline Level ⁽¹⁾	Corrected Measured Noise Level ⁽²⁾
			L _{eq}	L ₁₀	L ₉₀			
6-Jan-12	14:30	Cloudy	62.8	66.7	60.3	75.0	N/A	N/A
12-Jan-12	15:50	Cloudy	61.0	64.6	55.2	75.0	N/A	N/A
18-Jan-12	15:45	Cloudy	59.4	61.7	54.4	75.0	N/A	N/A
27-Jan-12	16:30	Cloudy	62.3	65.3	56.7	75.0	N/A	N/A
31-Jan-12	17:50	Cloudy	68.0	68.1	57.0	75.0	N/A	N/A

Location NC12 - Ying Wa Girl's School								
Date	Time	Weather	Unit: dB (A) (30-min)					
			Measured Noise Level			Limit Level	Corresponding Baseline Level ⁽¹⁾	Corrected Measured Noise Level ⁽²⁾
			L _{eq}	L ₁₀	L ₉₀			
6-Jan-12	11:15	Cloudy	64.9	70.6	61.4	65.0	N/A	N/A
12-Jan-12	15:00	Cloudy	68.1	70.8	62.1	70.0	N/A	N/A
18-Jan-12	14:20	Cloudy	67.5	70.4	60.2	70.0	N/A	N/A
27-Jan-12	15:45	Cloudy	63.9	67.2	56.9	70.0	N/A	N/A
31-Jan-12	16:15	Cloudy	63.5	67.3	52.6	70.0	N/A	N/A

Location NC13 - Peaksville Court								
Date	Time	Weather	Unit: dB (A) (30-min)					
			Measured Noise Level			Limit Level	Corresponding Baseline Level ⁽¹⁾	Corrected Measured Noise Level ⁽²⁾
			L _{eq}	L ₁₀	L ₉₀			
6-Jan-12	13:00	Cloudy	62.7	64.5	58.9	75.0	N/A	N/A
12-Jan-12	11:20	Cloudy	62.9	65.4	59.1	75.0	N/A	N/A
18-Jan-12	13:00	Cloudy	67.2	69.1	62.4	75.0	N/A	N/A
27-Jan-12	13:00	Cloudy	59.8	61.8	57.0	75.0	N/A	N/A
31-Jan-12	14:10	Cloudy	71.8	74.8	66.0	75.0	N/A	N/A

Appendix G - Noise Monitoring Results

Location NC14 - Hong Kong Japanese School								
Date	Time	Weather	Unit: dB (A) (30-min)					
			Measured Noise Level			Limit Level	Corresponding Baseline Level ⁽¹⁾	Corrected Measured Noise Level ⁽²⁾
			L _{eq}	L ₁₀	L ₉₀			
6-Jan-12	13:10	Cloudy	62.1	65.9	58.7	70.0	N/A	N/A
12-Jan-12	14:45	Cloudy	65.7	68.3	59.3	70.0	N/A	N/A
18-Jan-12	10:15	Sunny	62.7	65.2	58.6	70.0	N/A	N/A
27-Jan-12	15:15	Cloudy	64.7	68.3	60.6	70.0	N/A	N/A
31-Jan-12	9:00	Cloudy	65.0	69.0	59.7	70.0	N/A	N/A

Location NC15a - 12 Tung Shan Terrace								
Date	Time	Weather	Unit: dB (A) (30-min)					
			Measured Noise Level			Limit Level	Corresponding Baseline Level ⁽¹⁾	Corrected Measured Noise Level ⁽²⁾
			L _{eq}	L ₁₀	L ₉₀			
6-Jan-12	14:30	Cloudy	61.8	63.9	57.4	75.0	N/A	N/A
12-Jan-12	8:40	Cloudy	63.7	65.4	58.5	75.0	N/A	N/A
18-Jan-12	9:30	Cloudy	64.5	67.7	61.0	75.0	N/A	N/A
27-Jan-12	9:40	Cloudy	59.1	61.0	57.0	75.0	N/A	N/A
31-Jan-12	10:30	Cloudy	67.8	71.4	61.6	75.0	N/A	N/A

Location NC16 - Raimondi College								
Date	Time	Weather	Unit: dB (A) (30-min)					
			Measured Noise Level			Limit Level	Corresponding Baseline Level ⁽¹⁾	Corrected Measured Noise Level ⁽²⁾
			L _{eq}	L ₁₀	L ₉₀			
6-Jan-12	13:40	Cloudy	71.0	74.4	65.2	65.0	70.7	59.2
12-Jan-12	13:00	Cloudy	71.2	73.5	66.3	70.0	70.6	62.3
18-Jan-12	13:00	Cloudy	71.6	73.0	65.6	70.0	70.6	64.7
27-Jan-12	13:40	Cloudy	65.7	68.7	60.7	70.0	N/A	N/A
31-Jan-12	14:50	Cloudy	68.9	71.5	65.4	70.0	N/A	N/A

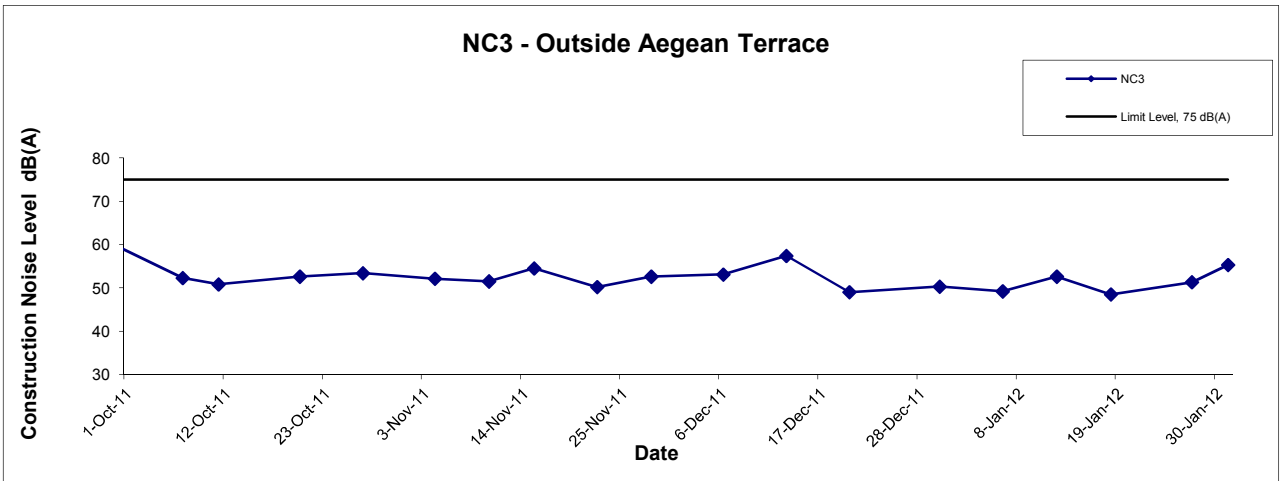
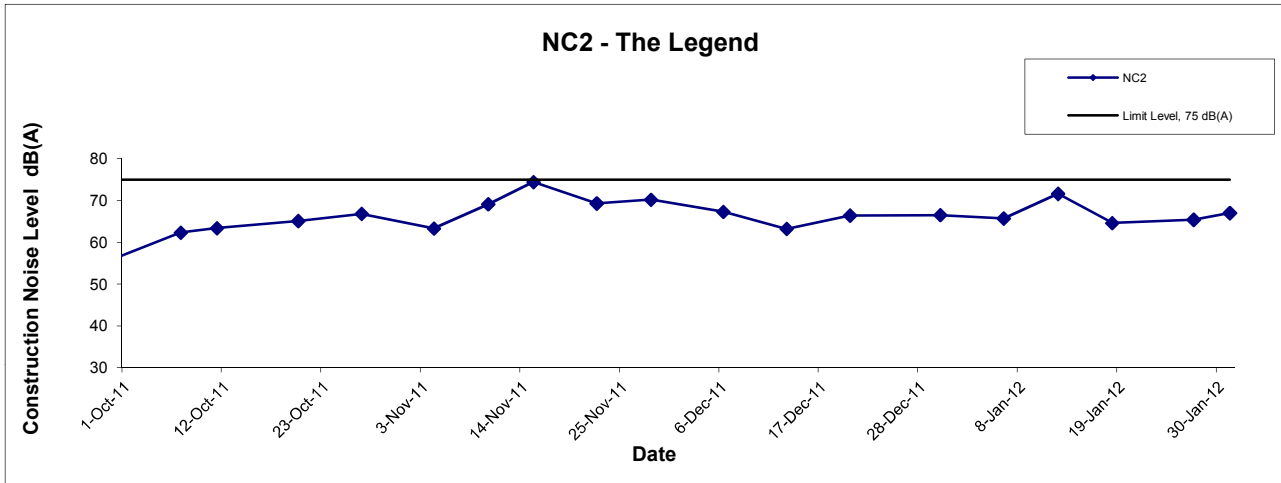
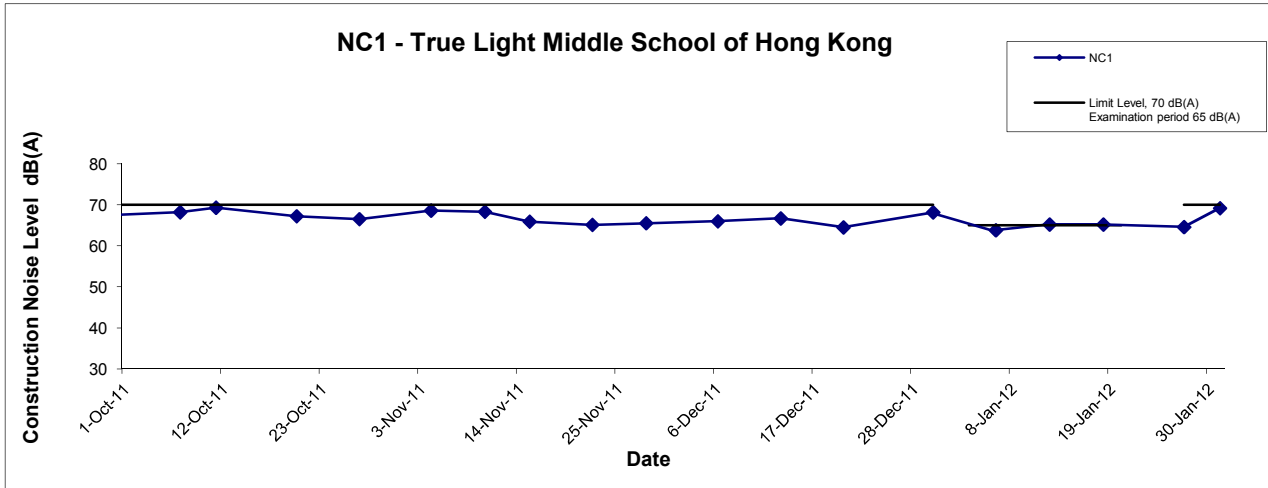
Location NC17 - Hong Kong Institute of Technology								
Date	Time	Weather	Unit: dB (A) (30-min)					
			Measured Noise Level			Limit Level	Corresponding Baseline Level ⁽¹⁾	Corrected Measured Noise Level ⁽²⁾
			L _{eq}	L ₁₀	L ₉₀			
6-Jan-12	10:40	Cloudy	68.9	71.5	66.1	70.0	N/A	N/A
12-Jan-12	14:20	Cloudy	69.9	71.6	66.7	70.0	N/A	N/A
18-Jan-12	15:00	Cloudy	65.8	68.3	60.1	70.0	N/A	N/A
27-Jan-12	15:00	Cloudy	60.9	63.4	57.2	70.0	N/A	N/A
31-Jan-12	17:00	Cloudy	69.1	69.9	68.1	70.0	N/A	N/A

Location NC18 - Blk A, 80 Robinson Road								
Date	Time	Weather	Unit: dB (A) (30-min)					
			Measured Noise Level			Limit Level	Corresponding Baseline Level ⁽¹⁾	Corrected Measured Noise Level ⁽²⁾
			L _{eq}	L ₁₀	L ₉₀			
6-Jan-12	10:00	Cloudy	74.2	76.5	70.1	75.0	N/A	N/A
12-Jan-12	13:45	Cloudy	73.4	76.1	65.4	75.0	N/A	N/A
18-Jan-12	15:06	Cloudy	70.2	73.7	63.1	75.0	N/A	N/A
27-Jan-12	14:25	Cloudy	66.9	71.2	59.6	75.0	N/A	N/A
31-Jan-12	17:00	Cloudy	74.7	76.2	65.3	75.0	N/A	N/A

Location NC19 - Villa Veneto								
Date	Time	Weather	Unit: dB (A) (30-min)					
			Measured Noise Level			Limit Level	Corresponding Baseline Level ⁽¹⁾	Corrected Measured Noise Level ⁽²⁾
			L _{eq}	L ₁₀	L ₉₀			
6-Jan-12	16:35	Cloudy	67.9	69.9	65.3	75.0	N/A	N/A
12-Jan-12	9:45	Cloudy	69.5	72.1	63.5	75.0	N/A	N/A
18-Jan-12	13:45	Cloudy	66.7	68.7	64.3	75.0	N/A	N/A
27-Jan-12	9:30	Cloudy	69.7	70.4	65.5	75.0	N/A	N/A
31-Jan-12	15:35	Cloudy	65.8	69.3	61.0	75.0	N/A	N/A

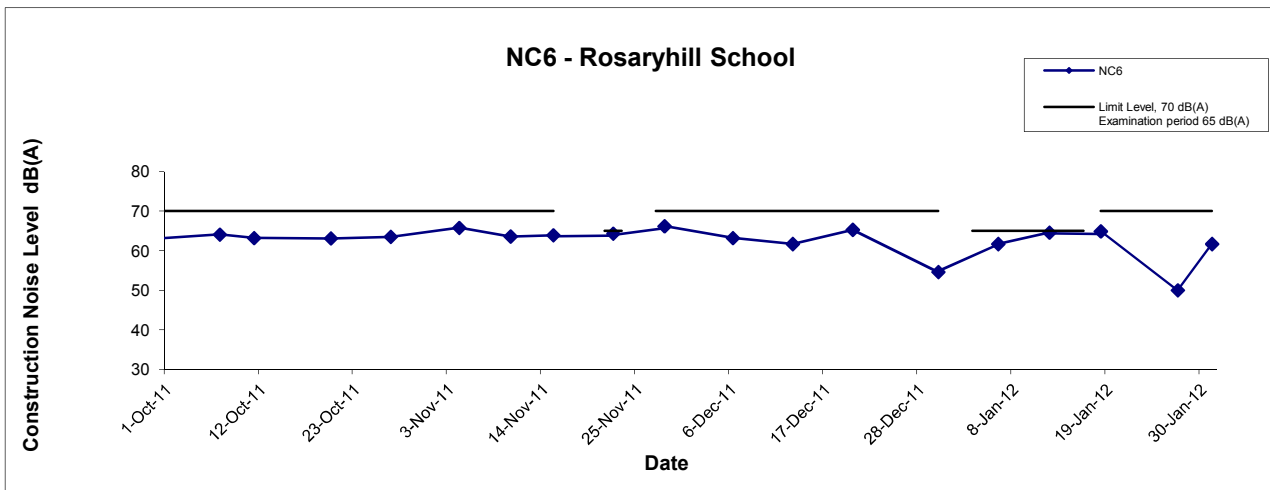
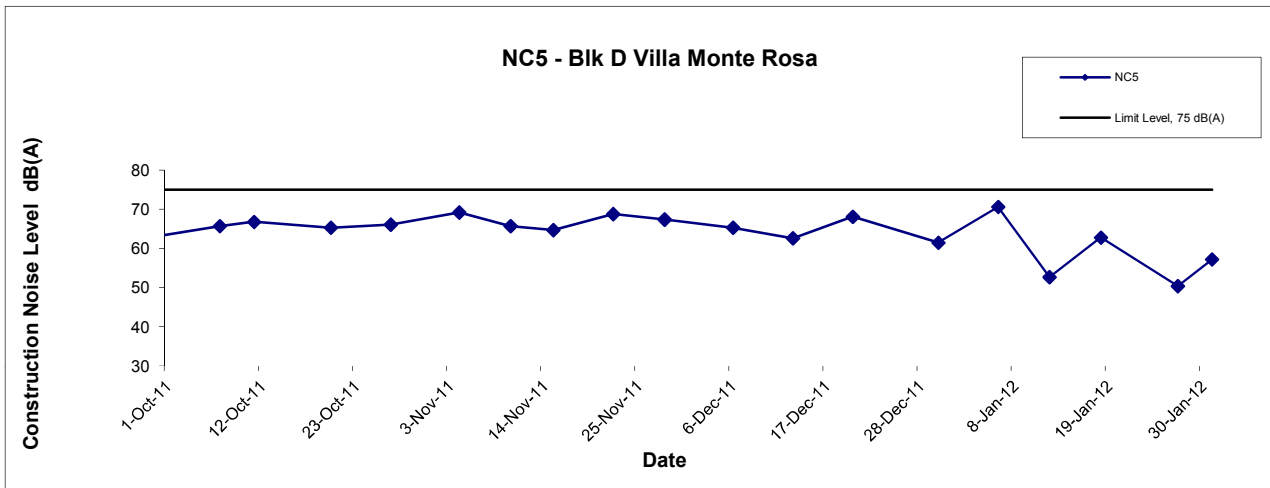
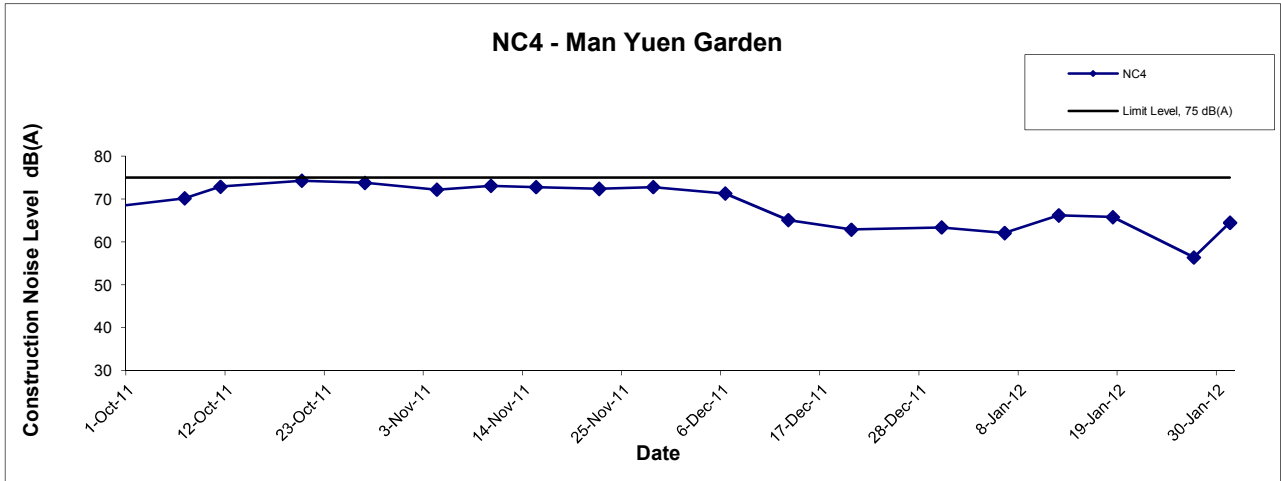
Location GNC8 - Raimondi College								
Date	Time	Weather	Unit: dB (A) (30-min)					
			Measured Noise Level					
			L _{eq}	L ₁₀	L ₉₀			
12-Jan-12	13:00	Cloudy	58.9	60.7	55.4			
18-Jan-12	13:00	Cloudy	59.3	61.1	56.8			
27-Jan-12	13:40	Cloudy	58.4	60.2	55.5			
31-Jan-12	14:50	Cloudy	57.9	60.4	54.8			

Noise Levels



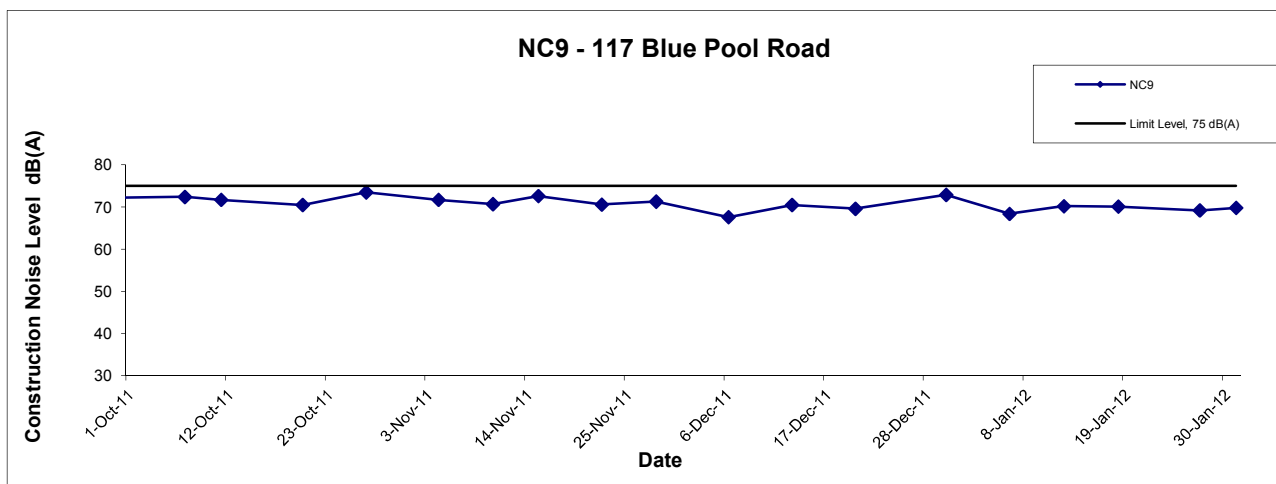
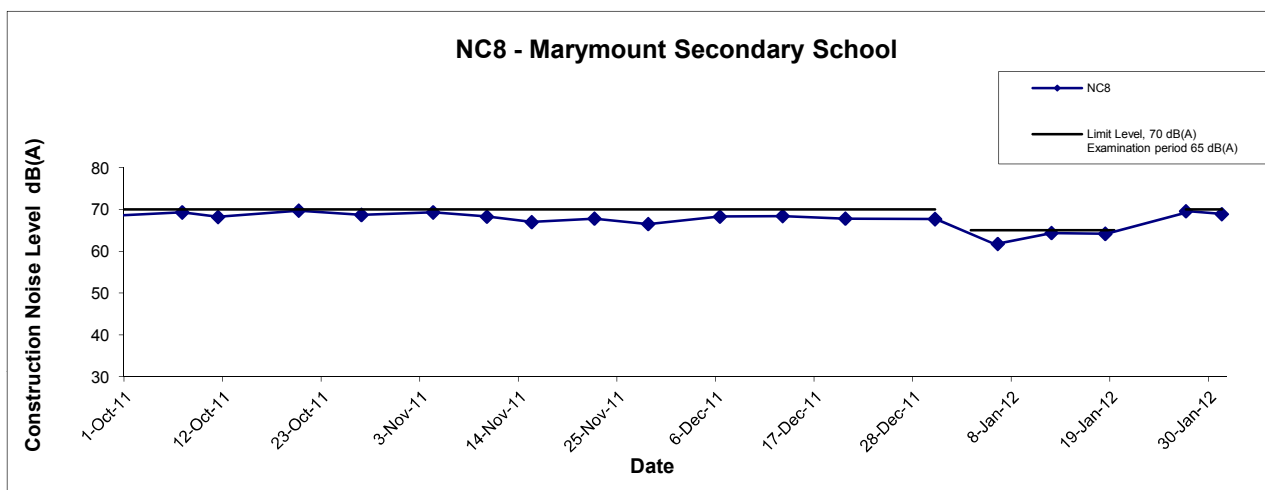
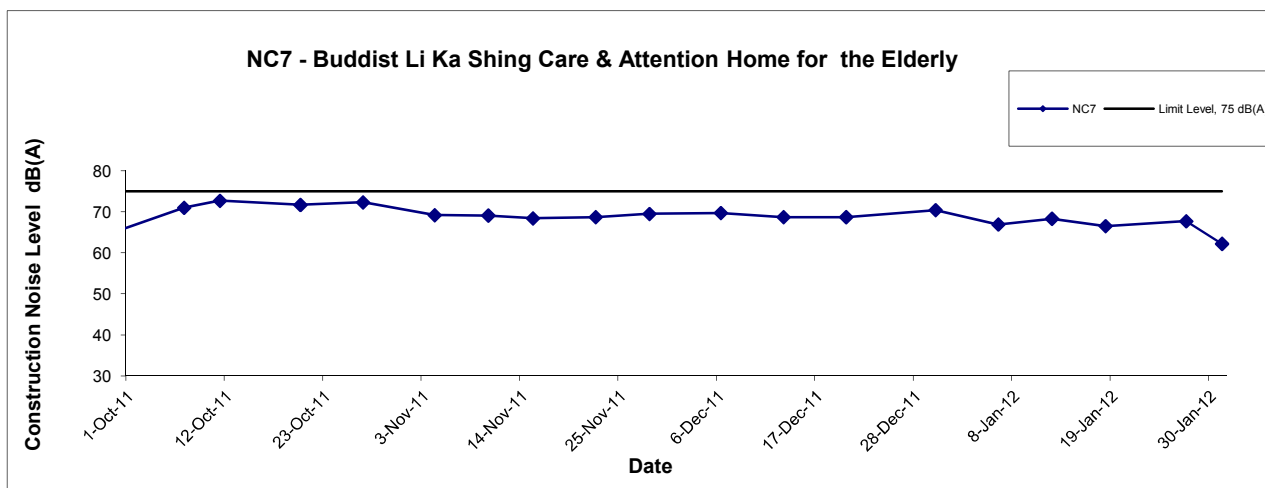
Title Contract No. DC/2007/10 Design and Construction of Hong Kong West Drainage Tunnel Graphical Presentation of Construction Noise Monitoring Results	Scale	N.T.S	Project No.	MA8001	CINOTECH
	Date	Jan 12	Appendix	G	

Noise Levels



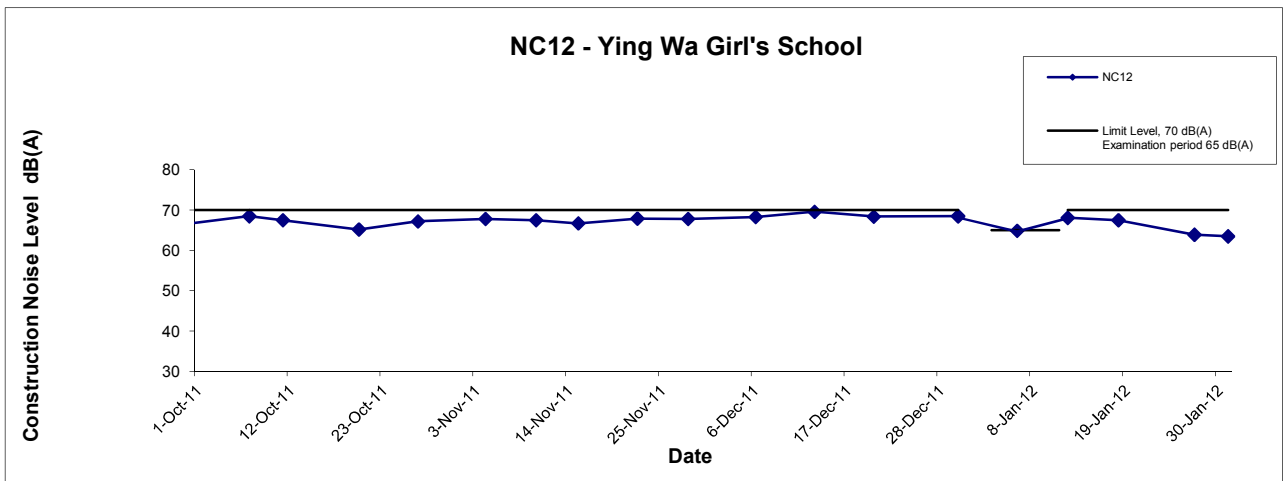
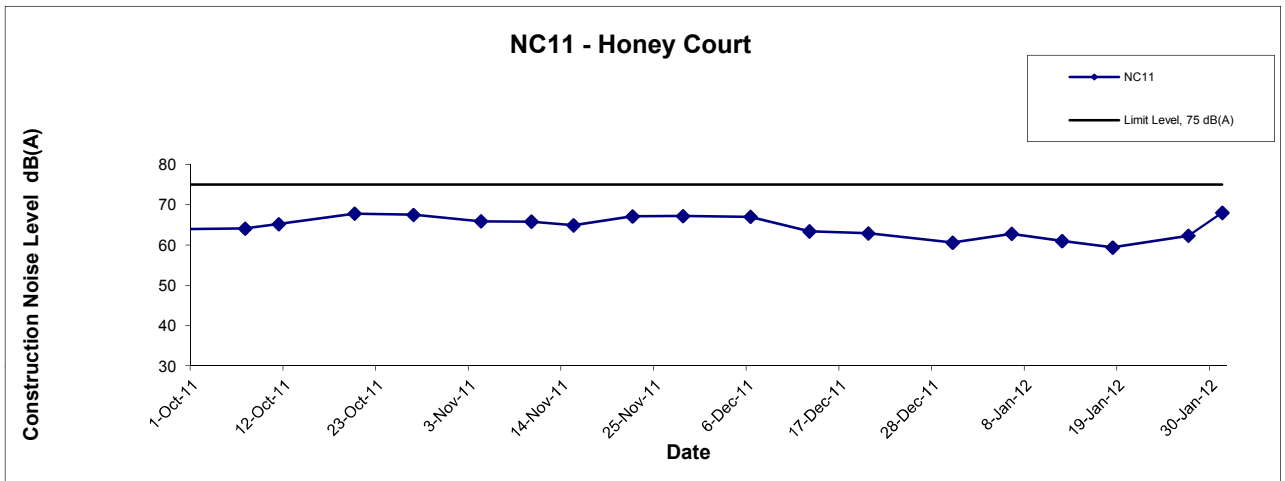
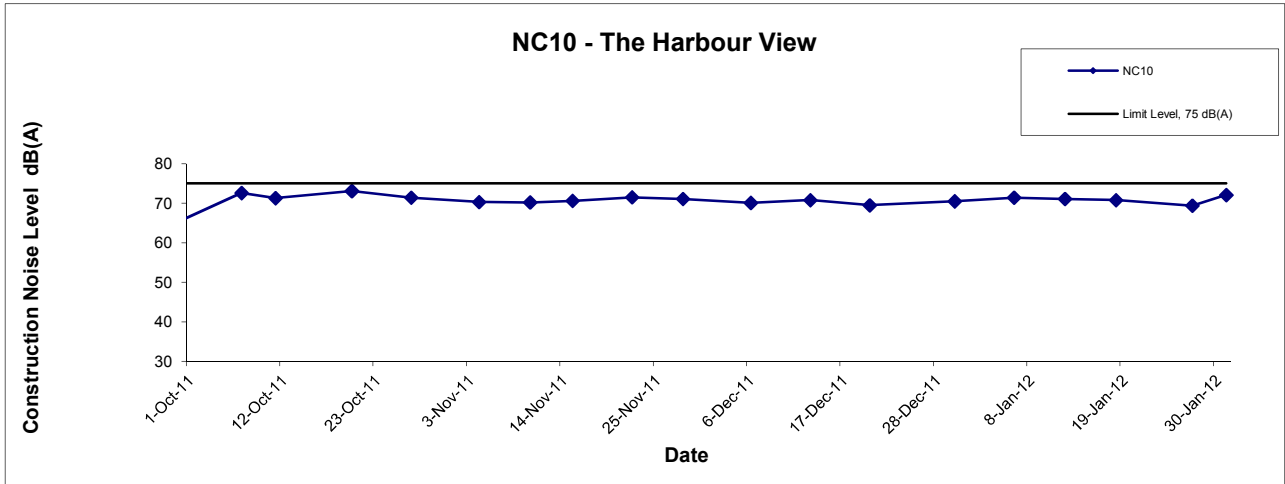
Title Contract No. DC/2007/10 Design and Construction of Hong Kong West Drainage Tunnel Graphical Presentation of Construction Noise Monitoring Results	Scale	N.T.S	Project No.	MA8001	CINOTECH
	Date	Jan 12	Appendix	G	

Noise Levels



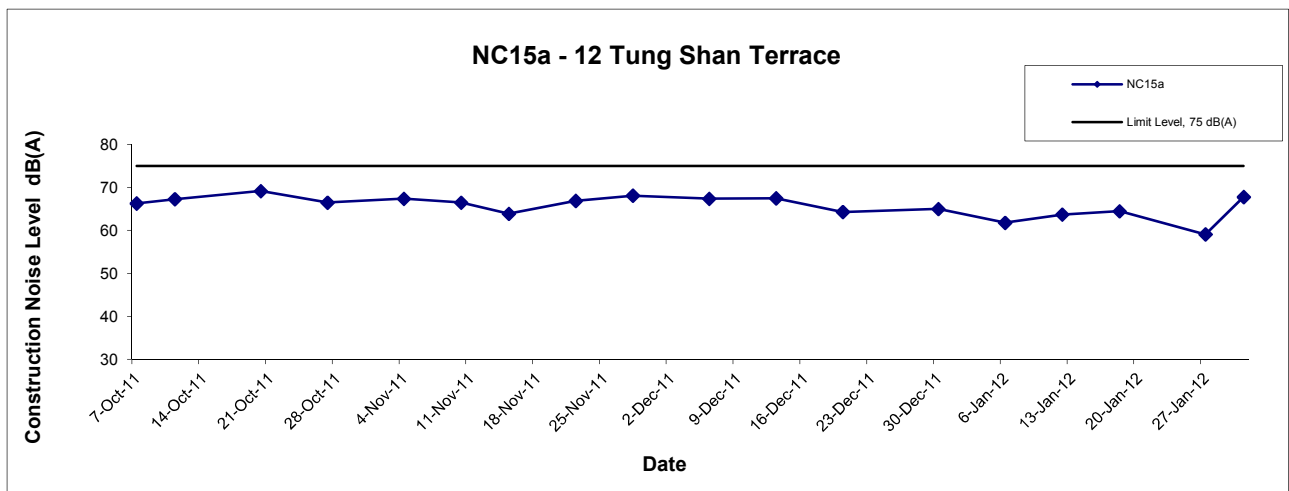
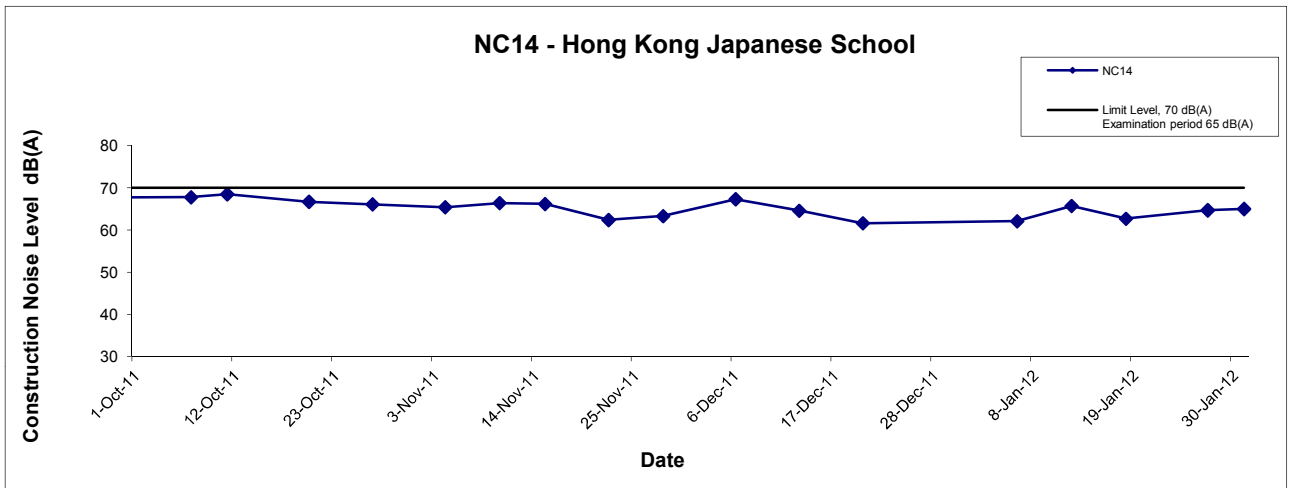
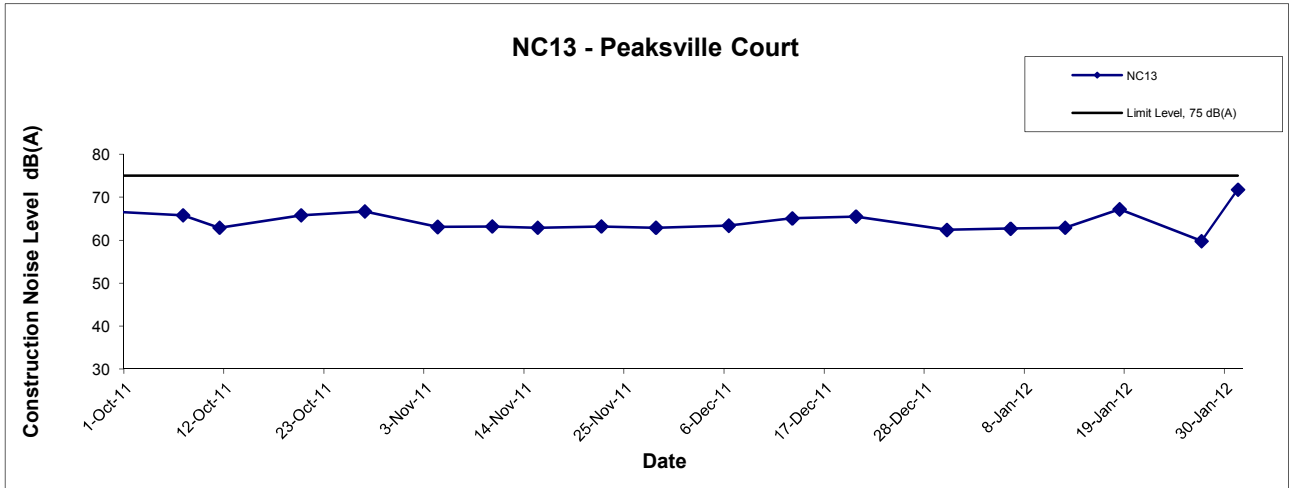
Title Contract No. DC/2007/10 Design and Construction of Hong Kong West Drainage Tunnel Graphical Presentation of Construction Noise Monitoring Results	Scale	N.T.S	Project No.	MA8001	CINOTECH
	Date	Jan 12	Appendix	G	

Noise Levels



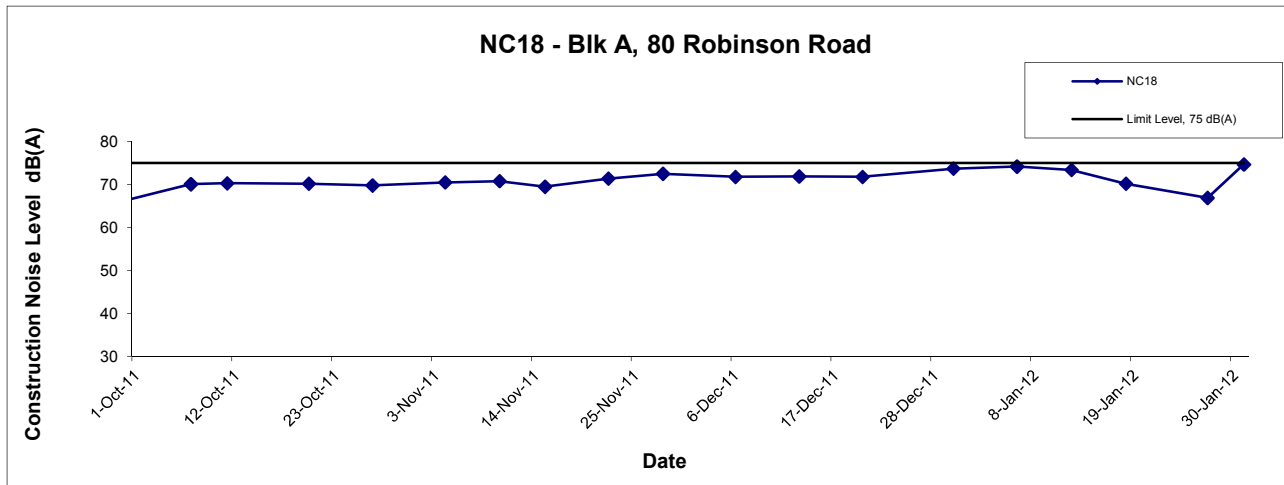
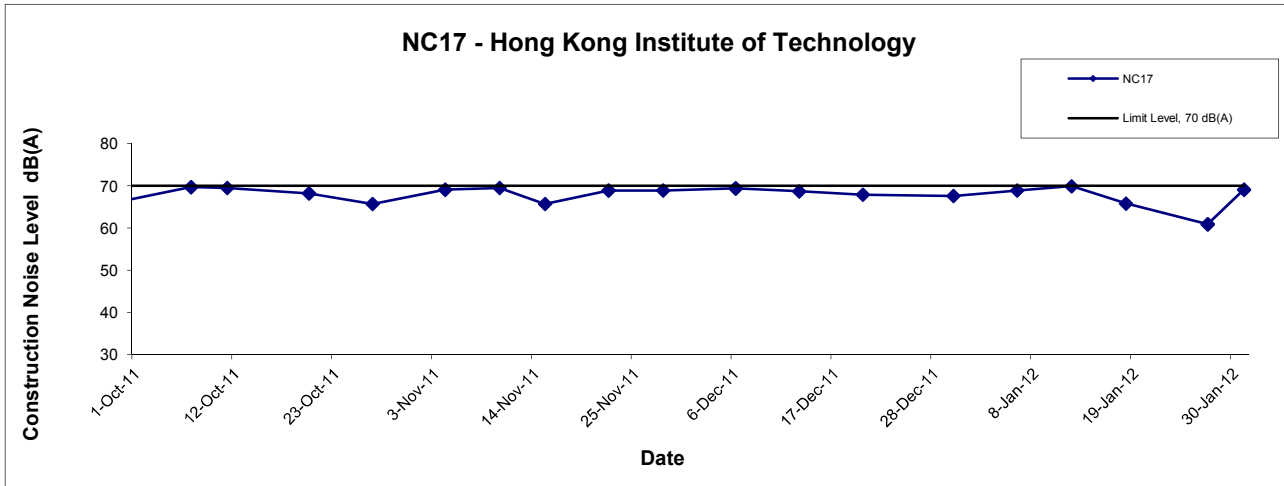
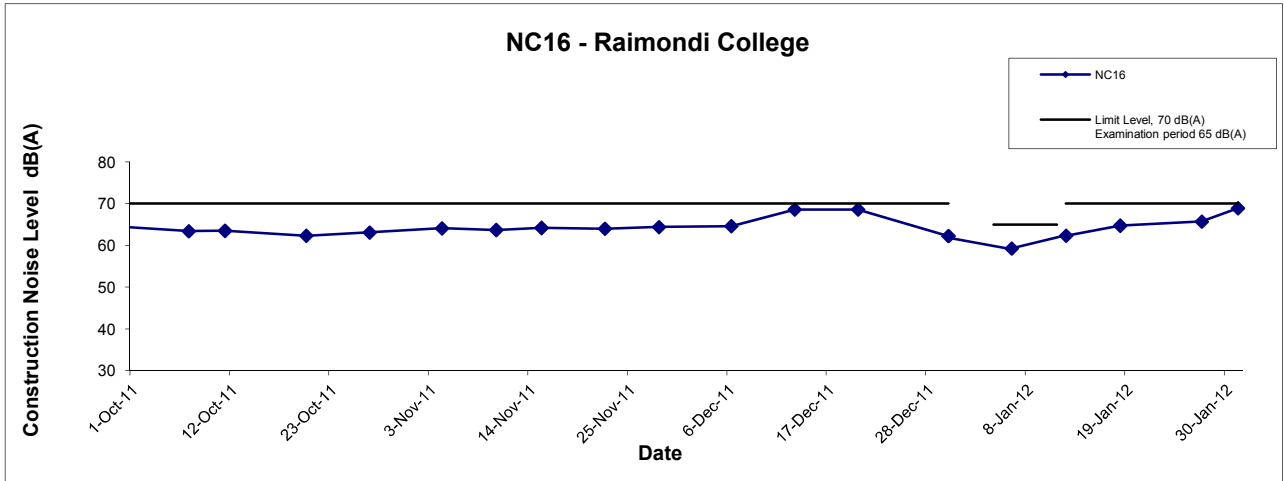
Title Contract No. DC/2007/10 Design and Construction of Hong Kong West Drainage Tunnel Graphical Presentation of Construction Noise Monitoring Results	Scale N.T.S	Project No. MA8001	CINOTECH
	Date Jan 12	Appendix G	

Noise Levels



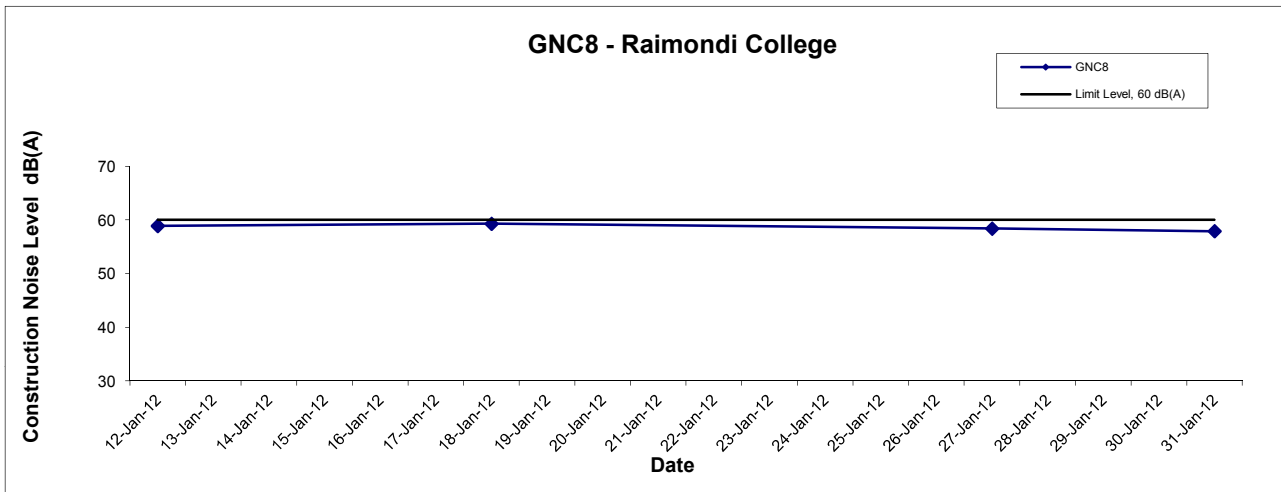
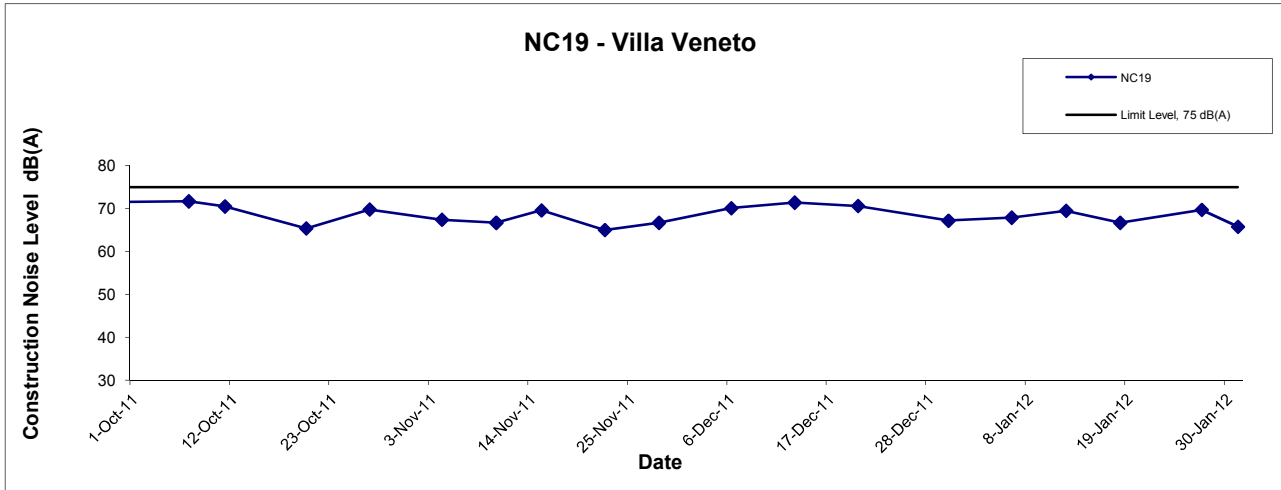
Title Contract No. DC/2007/10 Design and Construction of Hong Kong West Drainage Tunnel Graphical Presentation of Construction Noise Monitoring Results	Scale	N.T.S	Project No.	MA8001	CINOTECH
	Date	Jan 12	Appendix	G	

Noise Levels



Title Contract No. DC/2007/10 Design and Construction of Hong Kong West Drainage Tunnel Graphical Presentation of Construction Noise Monitoring Results	Scale	N.T.S	Project No.	MA8001	CINOTECH
	Date	Jan 12	Appendix	G	

Noise Levels



Title Contract No. DC/2007/10 Design and Construction of Hong Kong West Drainage Tunnel Graphical Presentation of Construction Noise Monitoring Results	Scale N.T.S	Project No. MA8001	CINOTECH
	Date Jan 12	Appendix G	