

## Appendix G - Noise Monitoring Results

Location NC1 - True Light Middle School of Hong Kong							
Date	Time	Weather	Unit: dB (A) (30-min)				
			Measured Noise Level			Baseline Level	Construction Noise Level
			L <sub>eq</sub>	L <sub>10</sub>	L <sub>90</sub>	L <sub>eq</sub>	L <sub>eq</sub>
5-Jan-10	9:25	Cloudy	65.8	67.9	61.2	70.2	65.8 Measured ≤ Baseline
12-Jan-10	9:25	Sunny	66.2	68.7	62.0		66.2 Measured ≤ Baseline
19-Jan-10	9:20	Sunny	66.1	68.2	62.7		66.1 Measured ≤ Baseline
26-Jan-10	9:25	Cloudy	66.8	70.0	63.7		66.8 Measured ≤ Baseline

Location NC2 - The Legend							
Date	Time	Weather	Unit: dB (A) (30-min)				
			Measured Noise Level			Baseline Level	Construction Noise Level
			L <sub>eq</sub>	L <sub>10</sub>	L <sub>90</sub>	L <sub>eq</sub>	L <sub>eq</sub>
5-Jan-10	10:15	Cloudy	66.8	69.4	60.8	64.8	62.5
12-Jan-10	10:10	Sunny	67.4	69.8	62.9		63.9
19-Jan-10	10:05	Sunny	67.2	69.9	63.4		63.5
26-Jan-10	10:10	Cloudy	68.6	71.3	63.9		66.3

Location NC3 - Outside Aegean Terrace							
Date	Time	Weather	Unit: dB (A) (30-min)				
			Measured Noise Level			Baseline Level	Construction Noise Level
			L <sub>eq</sub>	L <sub>10</sub>	L <sub>90</sub>	L <sub>eq</sub>	L <sub>eq</sub>
5-Jan-10	14:15	Cloudy	54.2	56.8	48.7	57.7	54.2 Measured ≤ Baseline
12-Jan-10	11:00	Sunny	54.1	56.7	49.9		54.1 Measured ≤ Baseline
19-Jan-10	11:10	Sunny	54.2	56.7	50.8		54.2 Measured ≤ Baseline
26-Jan-10	11:10	Cloudy	54.8	57.1	50.2		54.8 Measured ≤ Baseline

Location NC8 - Marymount Secondary School							
Date	Time	Weather	Unit: dB (A) (30-min)				
			Measured Noise Level			Baseline Level	Construction Noise Level
			L <sub>eq</sub>	L <sub>10</sub>	L <sub>90</sub>	L <sub>eq</sub>	L <sub>eq</sub>
5-Jan-10	16:20	Cloudy	65.8	69.0	61.5	63.5	61.9
12-Jan-10	15:50	Sunny	65.8	68.1	60.8		61.9
19-Jan-10	15:45	Sunny	65.9	68.4	60.6		62.2
26-Jan-10	15:10	Cloudy	66.9	71.9	65.6		64.2

Location NC9 - 117 Blue Pool Road							
Date	Time	Weather	Unit: dB (A) (30-min)				
			Measured Noise Level			Baseline Level	Construction Noise Level
			L <sub>eq</sub>	L <sub>10</sub>	L <sub>90</sub>	L <sub>eq</sub>	L <sub>eq</sub>
5-Jan-10	15:10	Cloudy	67.9	69.5	63.0	63.3	66.1
12-Jan-10	15:10	Sunny	68.7	70.8	64.1		67.2
19-Jan-10	15:05	Sunny	69.7	72.1	63.8		68.6
26-Jan-10	15:50	Cloudy	74.9	78.2	70.7		74.6

Location NC11 - Honey Court							
Date	Time	Weather	Unit: dB (A) (30-min)				
			Measured Noise Level			Baseline Level	Construction Noise Level
			L <sub>eq</sub>	L <sub>10</sub>	L <sub>90</sub>	L <sub>eq</sub>	L <sub>eq</sub>
5-Jan-10	11:15	Cloudy	66.3	68.7	57.6	63.2	63.4
12-Jan-10	13:15	Sunny	65.7	67.9	60.7		62.1
19-Jan-10	14:00	Sunny	66.2	68.4	60.9		66.2 Measured ≤ Baseline
26-Jan-10	14:05	Cloudy	67.3	69.7	62.3		65.2

## Appendix G - Noise Monitoring Results

Location NC12 - Ying Wa Girl's School							
Date	Time	Weather	Unit: dB (A) (30-min)				
			Measured Noise Level			Baseline Level	Construction Noise Level
			L <sub>eq</sub>	L <sub>10</sub>	L <sub>90</sub>	L <sub>eq</sub>	L <sub>eq</sub>
5-Jan-10	11:00	Cloudy	66.9	70.1	58.9	67.1	66.9 Measured ≤ Baseline
12-Jan-10	9:30	Cloudy	67.8	70.5	61.0		59.5
19-Jan-10	9:15	Sunny	67.3	70.5	60.0		53.8
26-Jan-10	9:30	Cloudy	68.3	73.0	64.0		62.1

Location NC13 - Peaksville Court							
Date	Time	Weather	Unit: dB (A) (30-min)				
			Measured Noise Level			Baseline Level	Construction Noise Level
			L <sub>eq</sub>	L <sub>10</sub>	L <sub>90</sub>	L <sub>eq</sub>	L <sub>eq</sub>
5-Jan-10	13:00	Cloudy	69.7	72.4	65.8	65.2	67.8
12-Jan-10	10:25	Cloudy	69.2	71.5	65.5		67.0
19-Jan-10	10:00	Sunny	69.5	72.0	65.5		67.5
26-Jan-10	10:30	Cloudy	68.7	73.5	64.0		66.1

Location NC15 - Hong Kong Academy							
Date	Time	Weather	Unit: dB (A) (30-min)				
			Measured Noise Level			Baseline Level	Construction Noise Level
			L <sub>eq</sub>	L <sub>10</sub>	L <sub>90</sub>	L <sub>eq</sub>	L <sub>eq</sub>
5-Jan-10	13:10	Cloudy	65.7	71.4	63.2	63.5	61.7
12-Jan-10	14:10	Sunny	66.6	71.3	62.4		63.7
19-Jan-10	13:10	Sunny	66.7	70.9	63.2		63.9
26-Jan-10	13:10	Cloudy	69.7	72.4	63.9		68.5

Location NC16 - Raimondi College							
Date	Time	Weather	Unit: dB (A) (30-min)				
			Measured Noise Level			Baseline Level	Construction Noise Level
			L <sub>eq</sub>	L <sub>10</sub>	L <sub>90</sub>	L <sub>eq</sub>	L <sub>eq</sub>
5-Jan-10	10:00	Cloudy	69.2	71.6	65.5	70.4	69.2 Measured ≤ Baseline
12-Jan-10	13:00	Sunny	69.5	71.5	66.0		69.5 Measured ≤ Baseline
19-Jan-10	11:15	Sunny	69.8	71.5	65.5		69.8 Measured ≤ Baseline
26-Jan-10	13:00	Cloudy	69.2	72.0	65.5		69.2 Measured ≤ Baseline

**Appendix G - Noise Monitoring Results**

(Restricted Hours - 07:00 to 23:00 holidays & 19:00 to 23:00 on all other days )

Location NC1a - Outside True Light Middle School of Hong Kong																
Date	Time	Weather	dB (A) (5-min)			Average L <sub>eq</sub>	(Reference) Baseline Level	(Reference) Construction Noise Level, L <sub>eq</sub>								
			L <sub>eq</sub>	L <sub>10</sub>	L <sub>90</sub>		L <sub>eq</sub>	L <sub>eq</sub>								
3-Jan-10	9:50	Cloudy	66.7	68.5	63.5	67.3	65.8	62.0								
	9:55		67.6	69.0	63.5											
	10:00		67.4	69.0	63.5											
5-Jan-10	19:00	Cloudy	67.2	69.6	62.1	67.2		65.8	61.6							
	19:05		67.4	69.7	62.3											
	19:10		67.1	69.6	62.0											
10-Jan-10	9:20	Cloudy	67.1	69.0	63.5	67.2			65.8	61.6						
	9:25		67.1	69.0	63.5											
	9:30		67.3	69.0	63.5											
12-Jan-10	19:55	Cloudy	67.6	69.9	60.5	67.6				65.8	62.9					
	20:00		67.7	70.1	60.6											
	20:05		67.4	69.6	60.4											
17-Jan-10	9:05	Sunny	66.8	68.5	63.0	67.2					65.8	61.6				
	9:10		67.2	69.0	63.0											
	9:15		67.5	69.0	63.0											
19-Jan-10	20:00	Cloudy	66.1	68.7	60.8	65.9						65.8	49.5			
	20:05		65.9	68.4	60.6											
	20:10		65.7	68.3	60.4											
24-Jan-10	9:05	Cloudy	67.2	69.0	63.5	67.0							65.8	60.8		
	9:10		66.5	68.5	63.5											
	9:15		67.3	69.0	63.5											
26-Jan-10	19:00	Cloudy	67.2	69.8	62.3	67.3								65.8	62.0	
	19:05		67.3	69.9	62.3											
	19:10		67.5	70.1	62.5											
31-Jan-10	9:50	Sunny	66.7	68.0	63.0	67.1									65.8	61.2
	9:55		67.2	68.5	63.5											
	10:00		67.3	68.5	63.5											

(Restricted Hours - 07:00 to 23:00 holidays & 19:00 to 23:00 on all other days )

Location NC2 - The Legend																
Date	Time	Weather	dB (A) (5-min)			Average L <sub>eq</sub>	Baseline Level	Construction Noise Level								
			L <sub>eq</sub>	L <sub>10</sub>	L <sub>90</sub>		L <sub>eq</sub>	L <sub>eq</sub>								
3-Jan-10	9:15	Cloudy	62.9	64.0	60.5	63.1	59.1	60.9								
	9:20		63.2	64.5	60.5											
	9:25		63.1	64.5	60.5											
5-Jan-10	19:30	Cloudy	64.1	66.8	60.1	64.1		59.1	62.4							
	19:35		64.3	66.9	60.3											
	19:40		63.9	66.6	59.8											
10-Jan-10	9:55	Cloudy	63.8	65.0	62.5	63.9			59.1	62.2						
	10:00		64.1	65.0	62.5											
	10:05		63.8	65.0	62.0											
12-Jan-10	20:25	Cloudy	63.2	65.7	58.1	63.4				59.1	61.4					
	20:30		63.4	65.7	58.3											
	20:35		63.5	65.9	58.2											
17-Jan-10	9:35	Sunny	64.1	65.5	62.5	63.9					59.1	62.2				
	9:40		63.8	65.5	62.5											
	9:45		63.8	65.5	62.5											
19-Jan-10	20:30	Cloudy	63.4	65.7	59.2	63.3						59.1	61.2			
	20:35		63.2	65.6	59.1											
	20:40		63.4	65.7	59.1											
24-Jan-10	09:35	Cloudy	63.2	64.5	60.5	63.1							59.1	60.9		
	09:40		63.1	64.5	59.5											
	09:45		63.1	64.5	60.0											
26-Jan-10	19:20	Cloudy	65.1	67.9	62.1	65.2								59.1	64.0	
	19:25		65.4	70.1	62.3											
	19:30		65.1	67.8	62.2											
31-Jan-10	09:05	Sunny	63.8	64.5	62.0	63.6									59.1	61.7
	09:10		63.4	64.5	62.0											
	09:15		63.7	64.5	62.0											

(Restricted Hours - 07:00 to 23:00 holidays & 19:00 to 23:00 on all other days )

Location NC3 - Outside Aegean Terrace																
Date	Time	Weather	dB (A) (5-min)			Average L <sub>eq</sub>	Baseline Level	Construction Noise Level								
			L <sub>eq</sub>	L <sub>10</sub>	L <sub>90</sub>		L <sub>eq</sub>	L <sub>eq</sub>								
3-Jan-10	11:15	Cloudy	50.3	51.5	49.5	50.5	53.8	50.5 Measured ≤ Baseline								
	11:20		50.6	51.5	49.5											
	11:25		50.6	51.5	49.5											
5-Jan-10	20:30	Cloudy	48.9	52.2	46.3	49.6		53.8	49.6 Measured ≤ Baseline							
	20:35		50.1	52.8	46.8											
	20:40		49.8	52.6	46.6											
10-Jan-10	10:55	Cloudy	50.8	51.5	49.5	50.4			53.8	50.4 Measured ≤ Baseline						
	11:00		50.3	51.5	49.5											
	11:05		50.2	51.5	49.5											
12-Jan-10	21:20	Cloudy	48.9	51.2	46.2	48.7				53.8	48.7 Measured ≤ Baseline					
	21:25		48.6	50.9	46.0											
	21:30		48.7	50.9	46.1											
17-Jan-10	10:30	Sunny	51.0	52.5	49.5	50.8					53.8	50.8 Measured ≤ Baseline				
	10:35		50.8	52.5	49.5											
	10:40		50.7	52.5	49.5											
19-Jan-10	21:30	Cloudy	49.9	52.6	47.4	50.1						53.8	50.1 Measured ≤ Baseline			
	21:35		50.1	52.9	47.8											
	21:40		50.2	52.9	47.9											
24-Jan-10	10:45	Cloudy	50.2	52.0	49.5	50.2							53.8	50.2 Measured ≤ Baseline		
	10:50		50.3	51.5	49.5											
	10:55		50.2	51.5	49.5											
26-Jan-10	20:35	Cloudy	50.9	53.5	47.8	50.7								53.8	50.7 Measured ≤ Baseline	
	20:40		50.6	53.3	47.6											
	20:45		50.7	53.4	47.6											
31-Jan-10	10:55	Sunny	50.4	51.5	49.5	50.3									53.8	50.3 Measured ≤ Baseline
	11:00		50.3	51.5	49.5											
	11:05		50.3	51.5	49.5											

**Appendix G - Noise Monitoring Results**

(Restricted Hours - 23:00 to 07:00 on all days )

Location NC1a - Outside True Light Middle School of Hong Kong												
Date	Time	Weather	dB (A) (5-min)				(Reference) Baseline Level	(Reference) Construction Noise Level, L <sub>eq</sub>				
			L <sub>eq</sub>	L <sub>10</sub>	L <sub>90</sub>	Average L <sub>eq</sub>	L <sub>eq</sub>					
5-Jan-10	23:35	Fine	58.7	63.2	54.9	59.2	60.7	59.2 Measured ≤ Baseline				
	23:40		59.3	64.0	55.3							
	23:45		59.6	64.2	55.5							
12-Jan-10	23:25	Cloudy	59.8	61.0	56.0	59.8			60.7	59.8 Measured ≤ Baseline		
	23:30		59.9	61.0	56.0							
	23:35		59.7	61.0	56.0							
19-Jan-10	23:25	Cloudy	59.2	61.5	55.5	59.4					60.7	59.4 Measured ≤ Baseline
	23:30		59.7	61.5	56.0							
	23:35		59.3	62.0	55.5							
26-Jan-10	23:25	Cloudy	60.8	61.5	57.5	60.8	60.7	44.4				
	23:30		60.7	61.5	58.0							
	23:35		61.0	62.0	57.5							

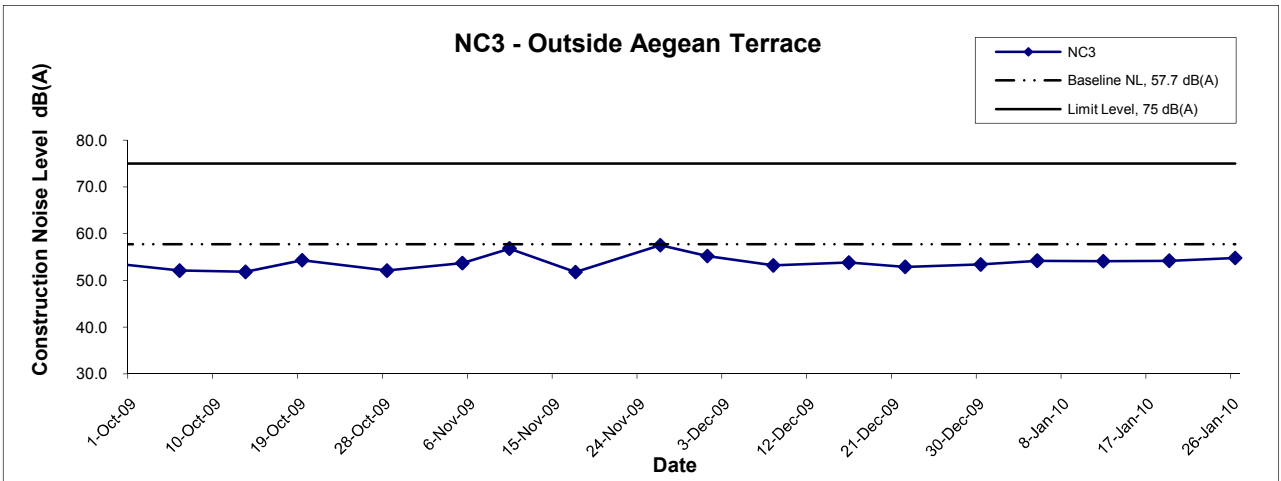
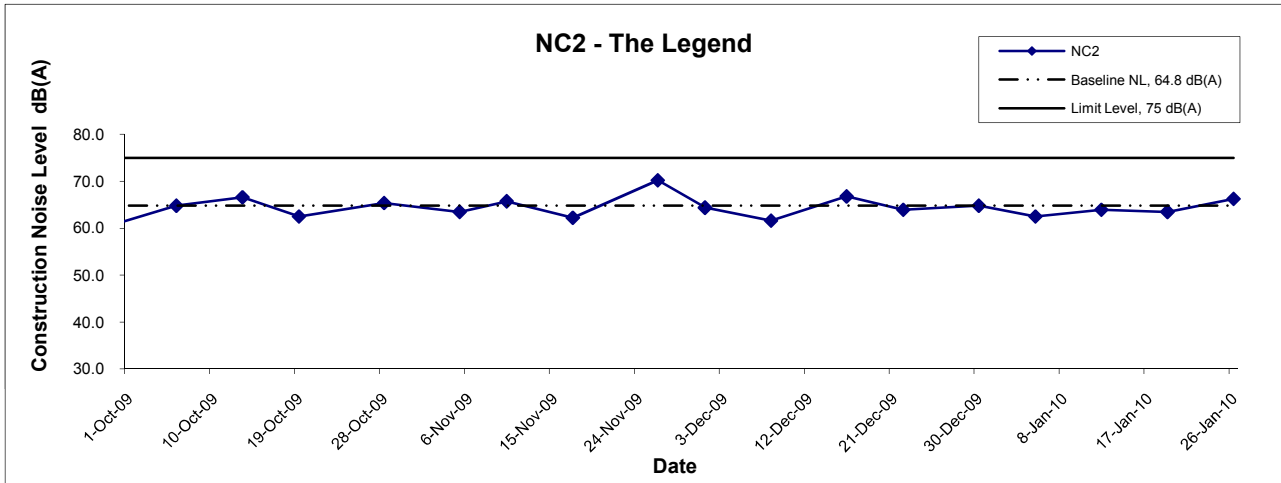
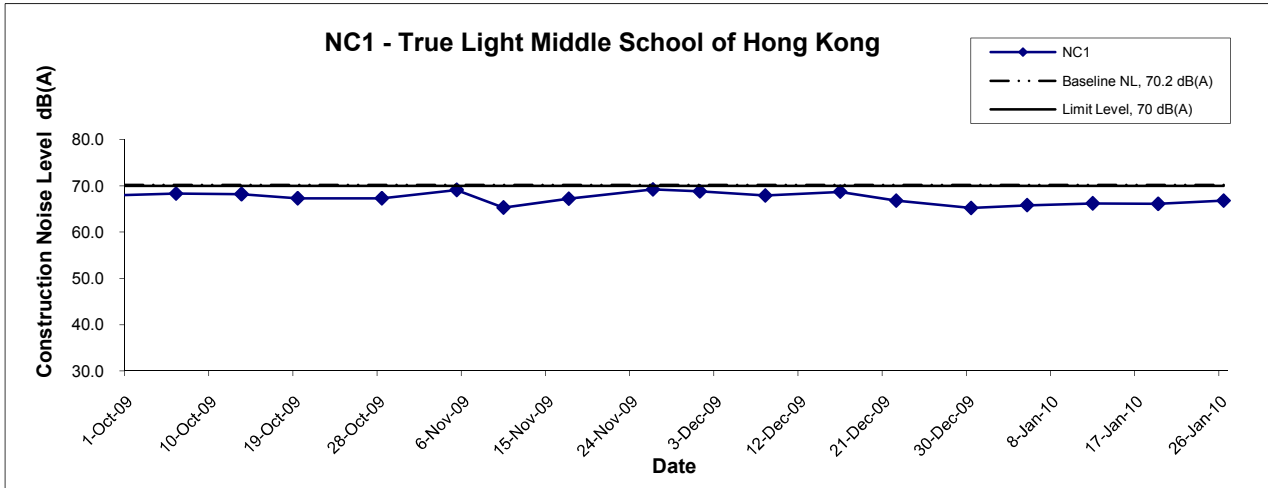
(Restricted Hours - 23:00 to 07:00 on all days )

Location NC2 - The Legend												
Date	Time	Weather	dB (A) (5-min)				Baseline Level	Construction Noise Level				
			L <sub>eq</sub>	L <sub>10</sub>	L <sub>90</sub>	Average L <sub>eq</sub>	L <sub>eq</sub>	L <sub>eq</sub>				
5-Jan-10	23:00	Fine	53.3	56.2	50.0	53.6	53.9	53.6 Measured ≤ Baseline				
	23:05		53.7	56.1	50.2							
	23:10		53.8	56.1	50.3							
12-Jan-10	23:00	Cloudy	52.9	54.5	49.5	52.8			53.9	52.8 Measured ≤ Baseline		
	23:05		52.8	54.5	49.5							
	23:10		52.8	54.5	49.5							
19-Jan-10	23:00	Cloudy	52.9	54.5	49.5	53.1					53.9	53.1 Measured ≤ Baseline
	23:05		53.2	54.5	49.5							
	23:10		53.1	54.5	49.5							
26-Jan-10	23:00	Cloudy	52.2	54.5	50.5	52.2	53.9	52.2 Measured ≤ Baseline				
	23:05		52.3	54.5	50.5							
	23:10		52.2	54.5	50.0							

(Restricted Hours - 23:00 to 07:00 on all days )

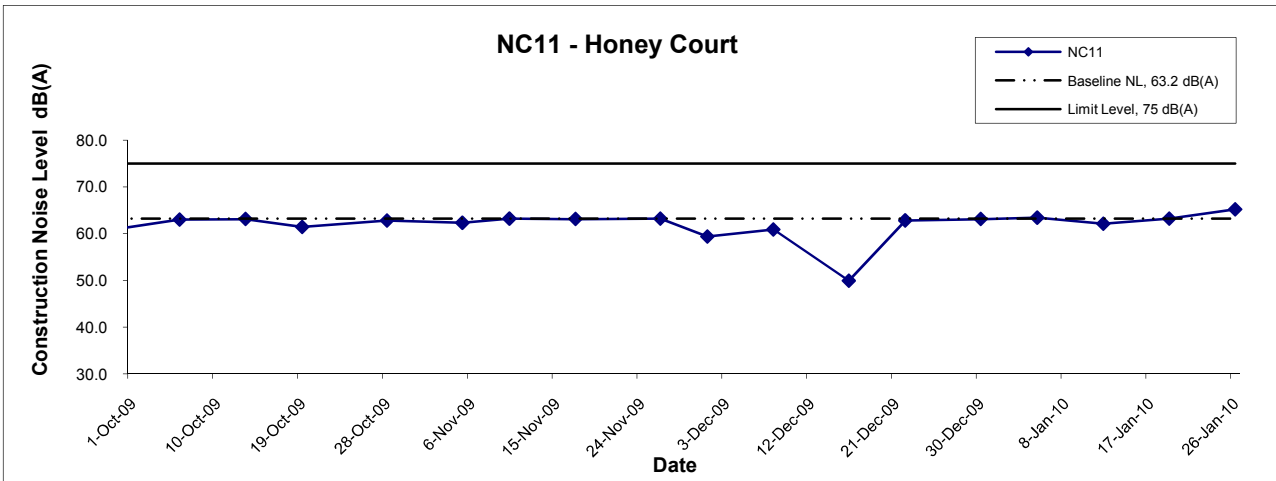
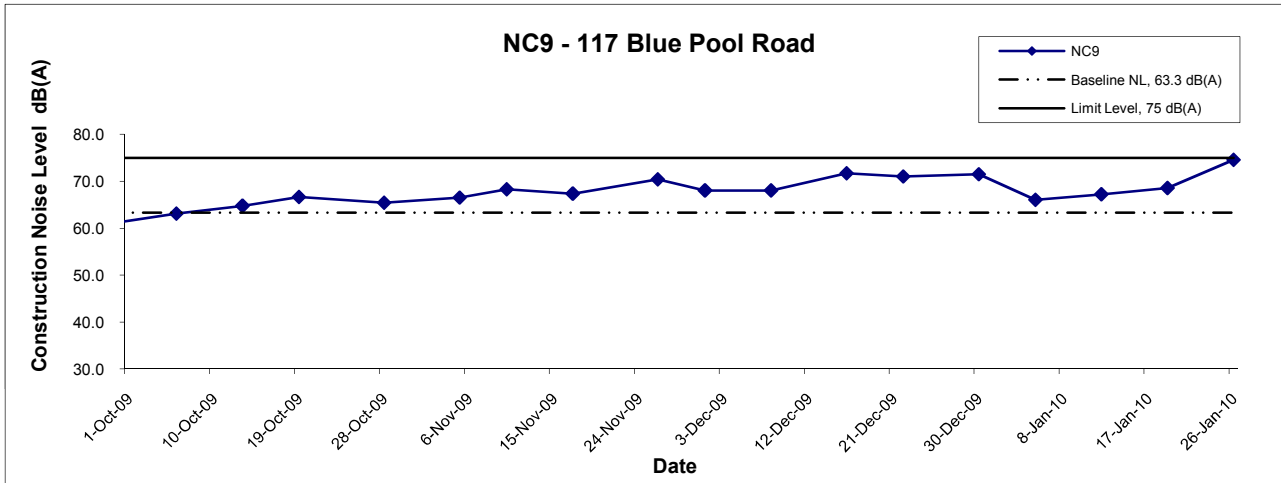
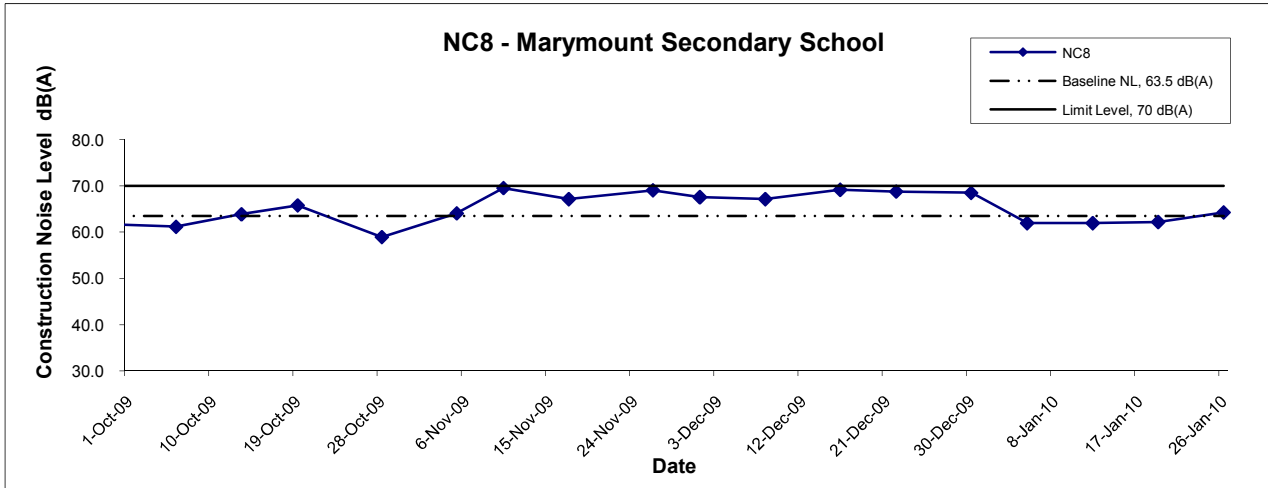
Location NC3 - Outside Aegean Terrace												
Date	Time	Weather	dB (A) (5-min)				Baseline Level	Construction Noise Level				
			L <sub>eq</sub>	L <sub>10</sub>	L <sub>90</sub>	Average L <sub>eq</sub>	L <sub>eq</sub>	L <sub>eq</sub>				
6-Jan-10	00:20	Fine	49.3	52.0	48.0	49.4	52.0	49.4 Measured ≤ Baseline				
	00:25		49.3	52.0	48.1							
	00:30		49.5	52.2	48.4							
13-Jan-10	00:15	Cloudy	51.2	52.5	48.5	51.1			52.0	51.1 Measured ≤ Baseline		
	00:20		50.9	52.5	49.0							
	00:25		51.1	52.5	49.0							
20-Jan-10	00:15	Cloudy	50.1	52.5	49.0	49.9					52.0	49.9 Measured ≤ Baseline
	00:20		49.8	52.0	49.0							
	00:25		49.8	52.0	49.0							
27-Jan-10	00:15	Cloudy	50.1	51.0	49.0	50.0	52.0	50.0 Measured ≤ Baseline				
	00:20		49.9	50.5	49.0							
	00:25		49.9	50.5	49.0							

## Noise Levels



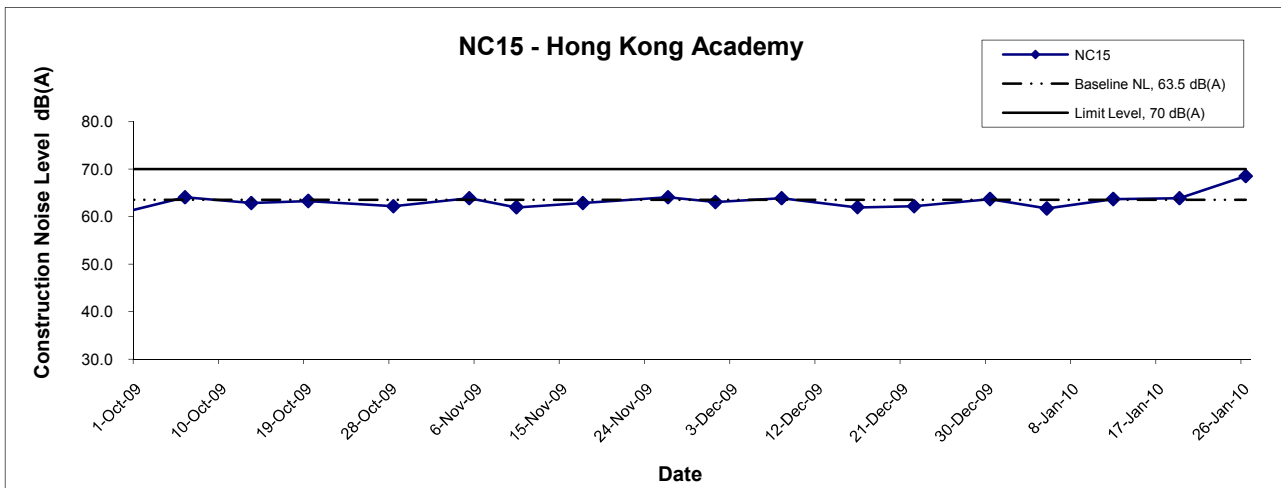
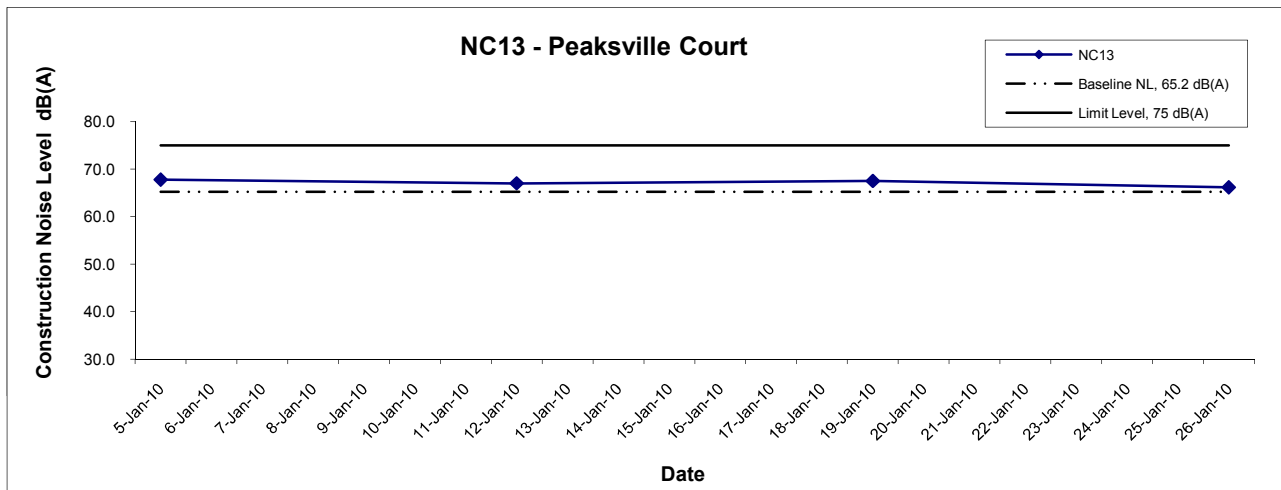
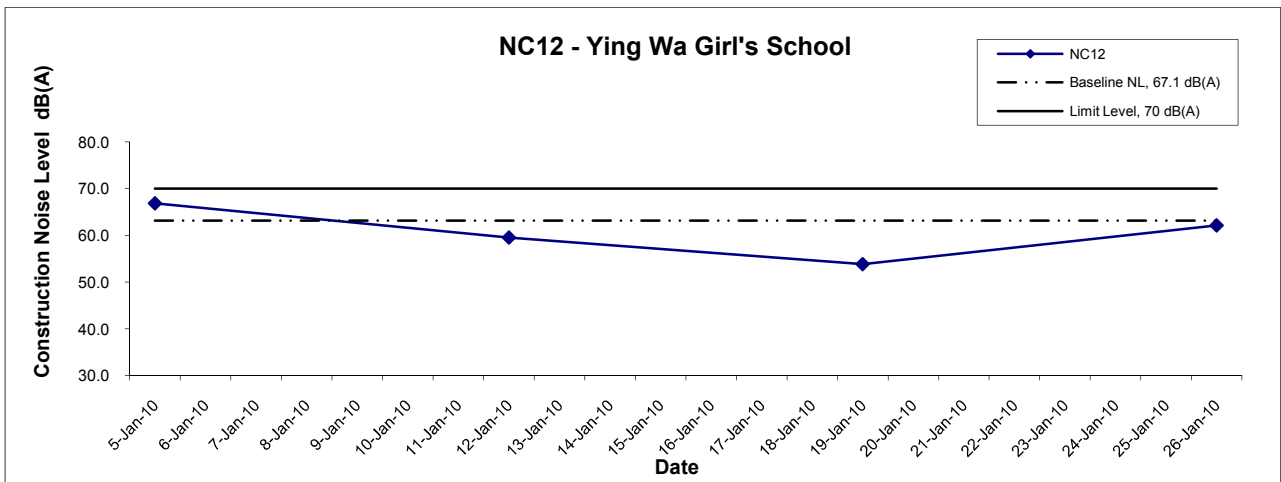
Title Contract No. DC/2007/10 Design and Construction of Hong Kong West Drainage Tunnel Graphical Presentation of Construction Noise Monitoring Results	Scale	N.T.S	Project No.	MA8001	CINOTECH
	Date	Jan 10	Appendix	G	

## Noise Levels



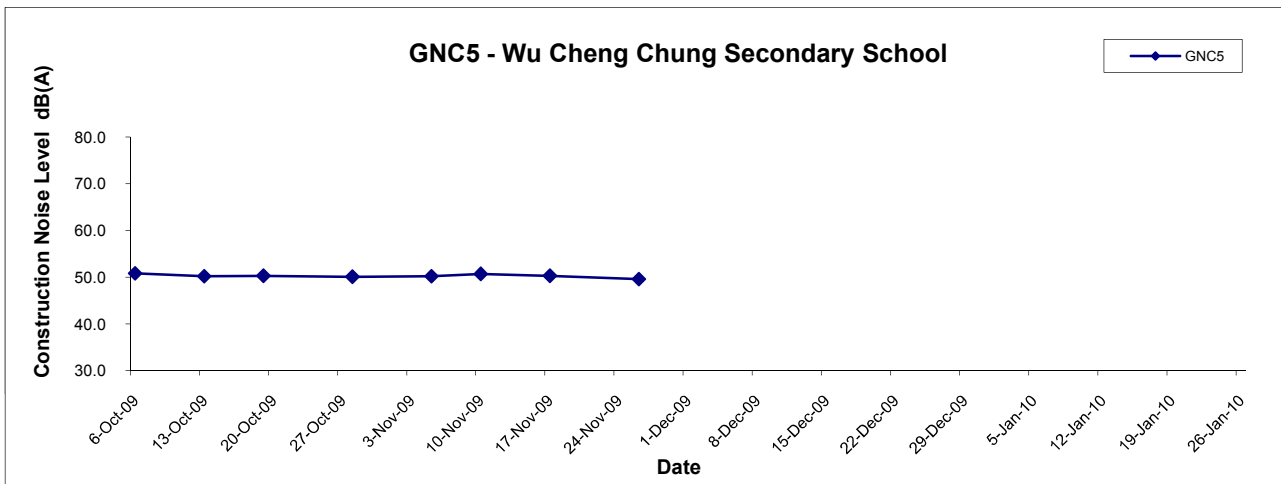
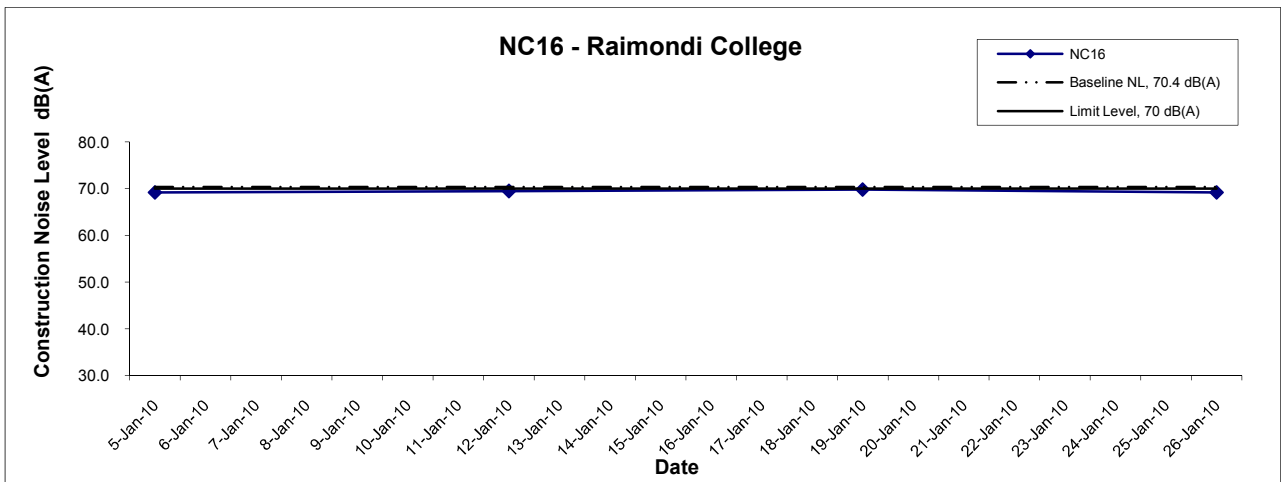
Title Contract No. DC/2007/10 Design and Construction of Hong Kong West Drainage Tunnel Graphical Presentation of Construction Noise Monitoring Results	Scale N.T.S	Project No. MA8001	CINOTECH
	Date Jan 10	Appendix G	

## Noise Levels



Title Contract No. DC/2007/10 Design and Construction of Hong Kong West Drainage Tunnel Graphical Presentation of Construction Noise Monitoring Results	Scale N.T.S	Project No. MA8001	CINOTECH
	Date Jan 10	Appendix G	

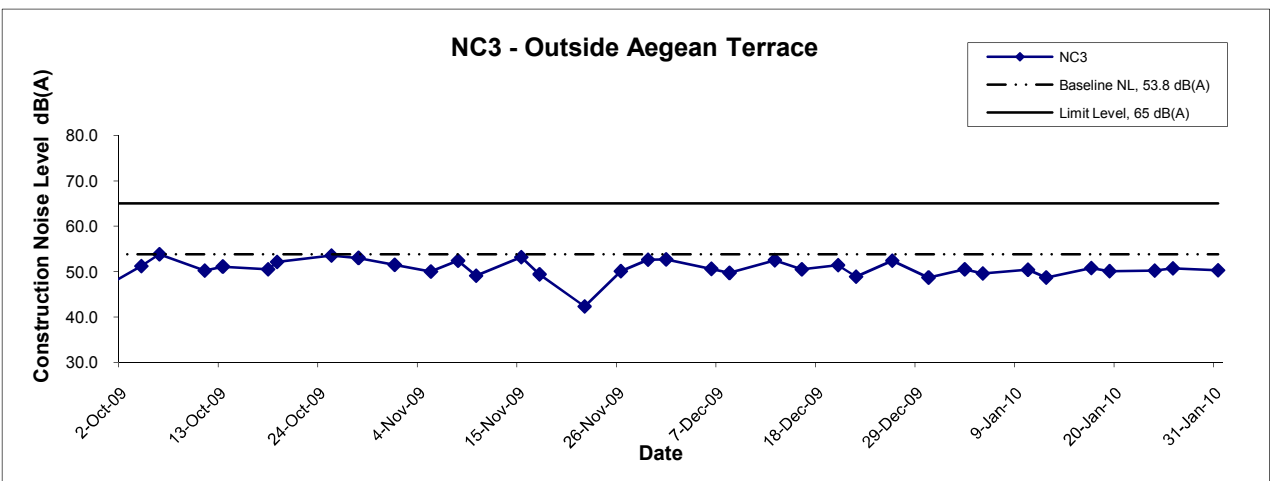
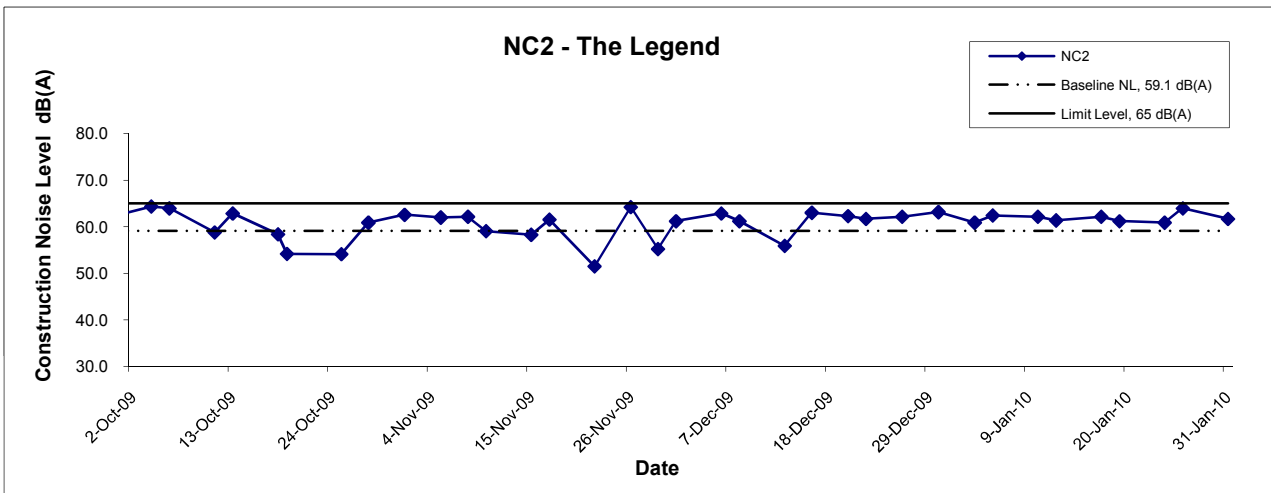
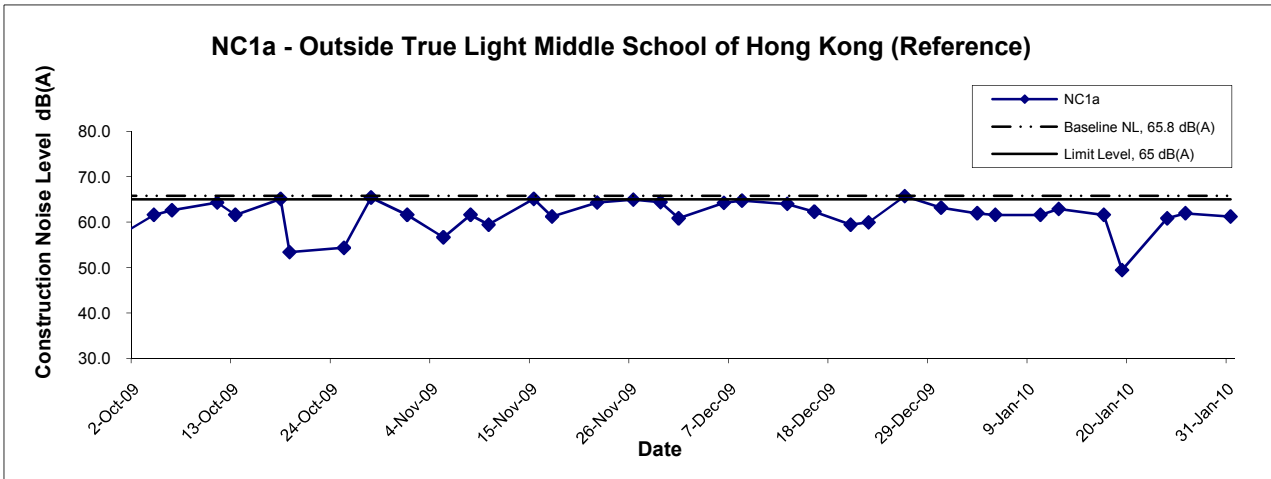
## Noise Levels



Title Contract No. DC/2007/10 Design and Construction of Hong Kong West Drainage Tunnel Graphical Presentation of Construction Noise Monitoring Results	Scale N.T.S	Project No. MA8001	CINOTECH
	Date Jan 10	Appendix G	

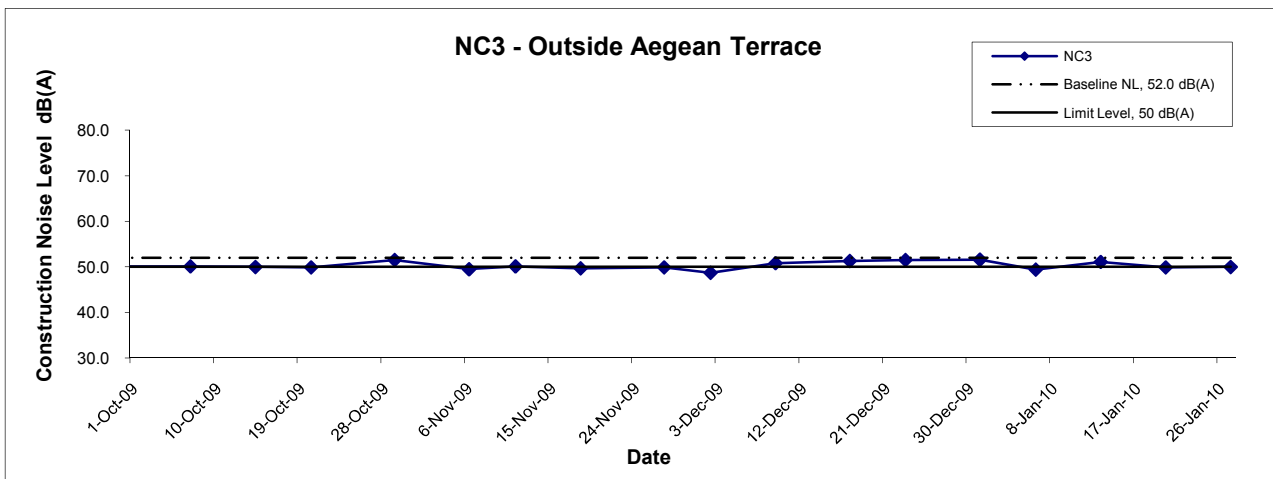
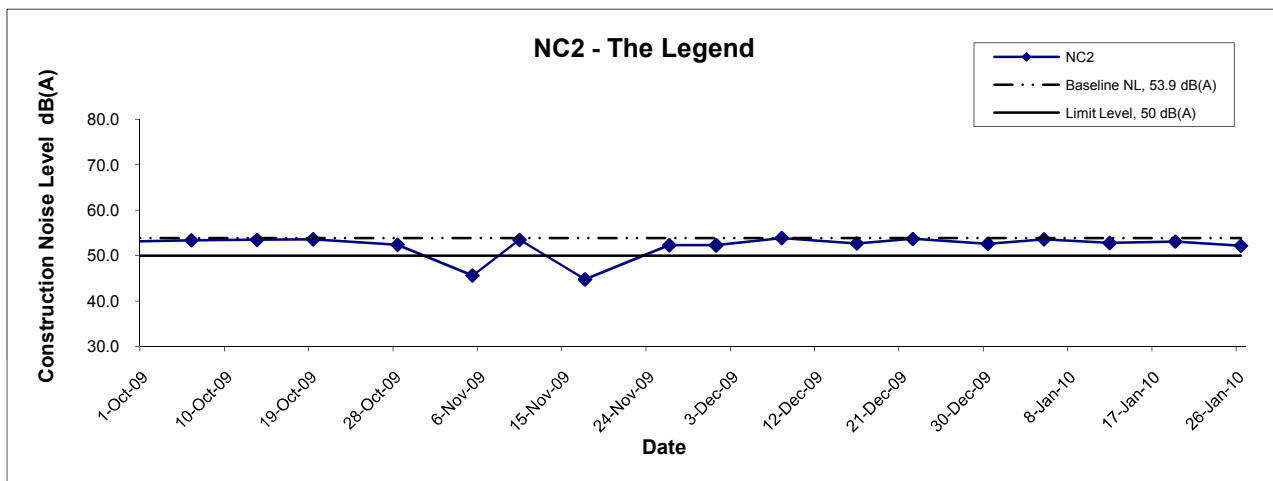
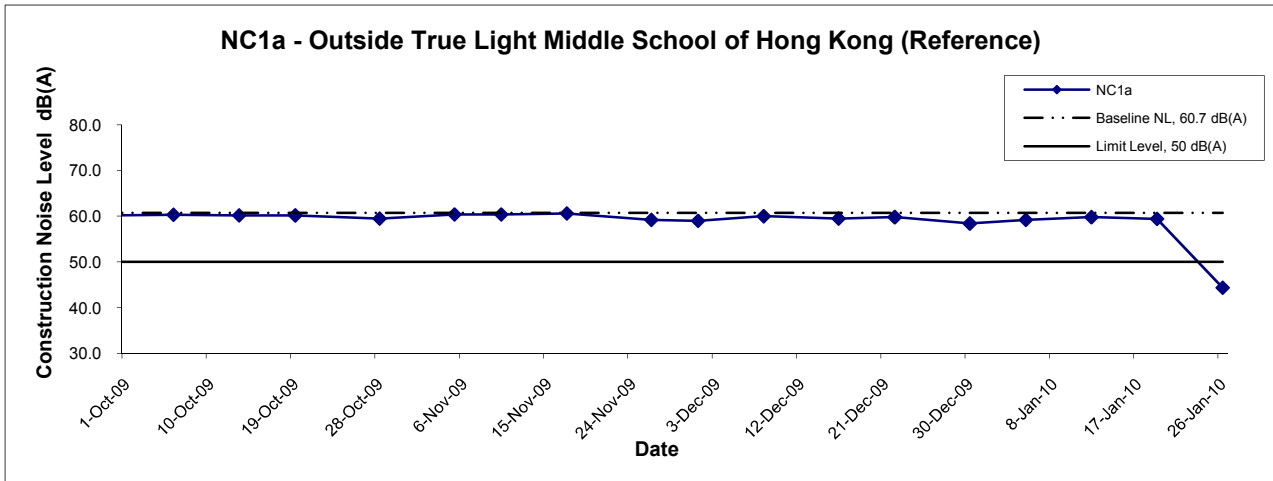


**Noise Levels**  
**(Restricted Hours - 07:00 - 23:00 holidays & 19:00 - 23:00 on all other days )**



Title	Contract No. DC/2007/10 Design and Construction of Hong Kong West Drainage Tunnel	Scale	N.T.S	Project No.	MA8001	<b>CINOTECH</b>
	Graphical Presentation of Construction Noise Monitoring Results	Date	Jan 10	Appendix	G	

## Noise Levels (Restricted Hours - 23:00 to 07:00 on all days )



Title Contract No. DC/2007/10 Design and Construction of Hong Kong West Drainage Tunnel Graphical Presentation of Construction Noise Monitoring Results	Scale	Project No.	CINOTECH
	Date	Appendix	
	N.T.S	MA8001	
	Jan 10	G	