

Appendix G - Noise Monitoring Results

Location NC1 - True Light Middle School of Hong Kong							
Date	Time	Weather	Unit: dB (A) (30-min)				
			Measured Noise Level			Baseline Level	Construction Noise Level
			L _{eq}	L ₁₀	L ₉₀	L _{eq}	L _{eq}
2-Feb-10	9:00	Cloudy	69.4	71.7	64.9	70.2	69.4 Measured ≤ Baseline
9-Feb-10	9:00	Cloudy	69.2	71.7	64.7		69.2 Measured ≤ Baseline
25-Feb-10	9:10	Cloudy	68.7	70.3	64.7		68.7 Measured ≤ Baseline

Location NC2 - The Legend							
Date	Time	Weather	Unit: dB (A) (30-min)				
			Measured Noise Level			Baseline Level	Construction Noise Level
			L _{eq}	L ₁₀	L ₉₀	L _{eq}	L _{eq}
2-Feb-10	9:45	Cloudy	70.8	73.1	65.7	64.8	69.5
9-Feb-10	9:50	Cloudy	71.3	73.8	67.2		70.2
17-Feb-10	9:45	Cloudy	67.3	69.4	63.4		63.7
25-Feb-10	10:00	Cloudy	69.2	71.4	64.9		67.2

Location NC3 - Outside Aegean Terrace							
Date	Time	Weather	Unit: dB (A) (30-min)				
			Measured Noise Level			Baseline Level	Construction Noise Level
			L _{eq}	L ₁₀	L ₉₀	L _{eq}	L _{eq}
2-Feb-10	16:55	Cloudy	53.8	56.2	50.1	57.7	53.8 Measured ≤ Baseline
9-Feb-10	10:40	Cloudy	57.2	59.4	53.6		57.2 Measured ≤ Baseline
17-Feb-10	11:30	Cloudy	54.3	56.7	52.1		54.3 Measured ≤ Baseline
25-Feb-10	13:00	Cloudy	56.9	59.2	52.1		56.9 Measured ≤ Baseline

Location NC7 - Buddhist Li Ka Shing Care & Attention Home for the Elderly							
Date	Time	Weather	Unit: dB (A) (30-min)				
			Measured Noise Level			Baseline Level	Construction Noise Level
			L _{eq}	L ₁₀	L ₉₀	L _{eq}	L _{eq}
2-Feb-10	9:40	Cloudy	66.2	69.5	58.5	65.1	59.7
9-Feb-10	9:30	Cloudy	65.8	68.5	57.0		57.5
17-Feb-10	9:15	Cloudy	64.8	68.0	59.0		64.8 Measured ≤ Baseline
25-Feb-10	9:30	Cloudy	65.4	67.5	63.5		53.6

Location NC8 - Marymount Secondary School							
Date	Time	Weather	Unit: dB (A) (30-min)				
			Measured Noise Level			Baseline Level	Construction Noise Level
			L _{eq}	L ₁₀	L ₉₀	L _{eq}	L _{eq}
2-Feb-10	10:45	Cloudy	67.2	72.3	66.1	63.5	64.8
9-Feb-10	13:55	Cloudy	66.4	72.6	66.5		63.3
25-Feb-10	14:00	Cloudy	66.7	71.3	64.2		63.9

Location NC9 - 117 Blue Pool Road							
Date	Time	Weather	Unit: dB (A) (30-min)				
			Measured Noise Level			Baseline Level	Construction Noise Level
			L _{eq}	L ₁₀	L ₉₀	L _{eq}	L _{eq}
2-Feb-10	11:20	Cloudy	73.9	76.8	70.2	63.3	73.5
9-Feb-10	14:30	Cloudy	74.3	77.4	70.1		73.9
17-Feb-10	13:40	Cloudy	67.2	69.7	61.7		64.9
25-Feb-10	14:40	Cloudy	73.8	75.6	68.9		73.4

Location NC11 - Honey Court							
Date	Time	Weather	Unit: dB (A) (30-min)				
			Measured Noise Level			Baseline Level	Construction Noise Level
			L _{eq}	L ₁₀	L ₉₀	L _{eq}	L _{eq}
2-Feb-10	16:05	Cloudy	66.5	68.9	60.9	63.2	63.8
9-Feb-10	11:30	Cloudy	67.1	69.6	63.2		64.8
17-Feb-10	10:35	Cloudy	65.8	68.2	61.3		62.3
25-Feb-10	11:30	Cloudy	67.7	70.2	62.3		65.8

Appendix G - Noise Monitoring Results

Location NC12 - Ying Wa Girl's School							
Date	Time	Weather	Unit: dB (A) (30-min)				
			Measured Noise Level			Baseline Level	Construction Noise Level
			L _{eq}	L ₁₀	L ₉₀	L _{eq}	L _{eq}
2-Feb-10	14:45	Cloudy	68.2	70.9	62.9	67.1	61.7
9-Feb-10	15:30	Cloudy	67.5	73.1	64.5		56.9
25-Feb-10	15:35	Cloudy	67.9	70.7	63.8		60.2

Location NC13 - Peakville Court							
Date	Time	Weather	Unit: dB (A) (30-min)				
			Measured Noise Level			Baseline Level	Construction Noise Level
			L _{eq}	L ₁₀	L ₉₀	L _{eq}	L _{eq}
2-Feb-10	15:30	Cloudy	67.8	69.9	63.4	65.2	64.3
9-Feb-10	16:10	Cloudy	74.3	77.5	70.3		73.7
17-Feb-10	15:15	Cloudy	72.9	75.2	65.9		72.1
25-Feb-10	16:15	Cloudy	73.7	76.5	70.0		73.0

Location NC14 - Hong Kong Japanese School							
Date	Time	Weather	Unit: dB (A) (30-min)				
			Measured Noise Level			Baseline Level	Construction Noise Level
			L _{eq}	L ₁₀	L ₉₀	L _{eq}	L _{eq}
2-Feb-10	10:30	Cloudy	61.4	62.5	59.0	60.8	52.5
9-Feb-10	10:40	Cloudy	61.8	63.0	59.0		54.9
25-Feb-10	10:40	Cloudy	60.8	62.0	58.5		60.8 Measured ≤ Baseline

Location NC15 - Hong Kong Academy							
Date	Time	Weather	Unit: dB (A) (30-min)				
			Measured Noise Level			Baseline Level	Construction Noise Level
			L _{eq}	L ₁₀	L ₉₀	L _{eq}	L _{eq}
2-Feb-10	13:00	Cloudy	69.2	71.8	64.3	63.5	67.8
9-Feb-10	13:05	Cloudy	69.7	72.3	63.0		68.5
25-Feb-10	10:50	Cloudy	66.7	72.0	62.9		63.9

Location NC16 - Raimondi College							
Date	Time	Weather	Unit: dB (A) (30-min)				
			Measured Noise Level			Baseline Level	Construction Noise Level
			L _{eq}	L ₁₀	L ₉₀	L _{eq}	L _{eq}
2-Feb-10	14:00	Cloudy	67.7	70.2	63.1	70.4	67.7 Measured ≤ Baseline
9-Feb-10	16:50	Cloudy	70.6	74.1	67.4		57.1
25-Feb-10	16:55	Cloudy	69.7	72.4	65.9		69.7 Measured ≤ Baseline

Location NC19 - Villa Veneto							
Date	Time	Weather	Unit: dB (A) (30-min)				
			Measured Noise Level			Baseline Level	Construction Noise Level
			L _{eq}	L ₁₀	L ₉₀	L _{eq}	L _{eq}
2-Feb-10	13:00	Cloudy	68.7	70.5	65.5	68.6	52.3
9-Feb-10	13:10	Cloudy	67.9	70.5	64.0		67.9 Measured ≤ Baseline
17-Feb-10	13:00	Cloudy	68.3	70.5	65.0		68.3 Measured ≤ Baseline
25-Feb-10	13:00	Cloudy	67.8	69.5	64.5		67.8 Measured ≤ Baseline

Appendix G - Noise Monitoring Results

(Restricted Hours - 07:00 to 23:00 holidays & 19:00 to 23:00 on all other days)

Location NC1a - Outside True Light Middle School of Hong Kong												
Date	Time	Weather	dB (A) (5-min)				(Reference) Baseline Level	(Reference) Construction Noise Level, L _{eq}				
			L _{eq}	L ₁₀	L ₉₀	Average L _{eq}	L _{eq}					
2-Feb-10	19:00	Cloudy	66.3	68.7	62.2	66.3	65.8	56.7				
	19:05		66.5	68.9	62.4							
	19:10		66.2	68.7	62.3							
7-Feb-10	13:00	Cloudy	65.9	68.0	62.0	66.1			65.8	54.3		
	13:05		66.3	68.5	62.5							
	13:10		66.1	68.5	62.5							
9-Feb-10	19:00	Cloudy	67.2	69.6	64.1	67.3					65.8	62.0
	19:05		67.3	69.7	64.1							
	19:10		67.5	69.8	64.3							
14-Feb-10	9:00	Cloudy	67.2	68.5	63.0	67.2						
	9:05		67.4	68.5	63.0							
	9:10		67.1	68.5	63.0							
17-Feb-10	19:00	Cloudy	65.4	67.7	60.7	65.6	65.8	56.6 Measured ≤ Baseline				
	19:05		65.7	67.9	60.8							
	19:10		65.6	67.8	60.8							
21-Feb-10	9:10	Cloudy	67.1	68.5	63.0	66.9			65.8	60.4		
	9:15		66.8	68.5	63.0							
	9:20		66.8	68.0	63.5							
25-Feb-10	19:00	Cloudy	66.7	68.7	63.3	66.7					65.8	59.4
	19:05		66.9	68.9	63.5							
	19:10		66.6	68.6	63.3							
28-Feb-10	9:05	Cloudy	66.2	68.0	63.0	66.6						
	9:10		67.1	68.0	63.5							
	9:15		66.3	68.0	63.0							

(Restricted Hours - 07:00 to 23:00 holidays & 19:00 to 23:00 on all other days)

Location NC2 - The Legend												
Date	Time	Weather	dB (A) (5-min)				Baseline Level	Construction Noise Level				
			L _{eq}	L ₁₀	L ₉₀	Average L _{eq}	L _{eq}	L _{eq}				
2-Feb-10	19:30	Cloudy	64.8	67.4	60.1	64.8	59.1	63.4				
	19:35		64.9	67.6	60.1							
	19:40		64.6	67.3	60.0							
7-Feb-10	13:40	Cloudy	60.5	63.5	57.0	60.3			59.1	54.1		
	13:45		60.3	63.0	57.0							
	13:50		60.0	63.0	57.0							
9-Feb-10	19:30	Cloudy	64.3	66.8	60.5	64.4					59.1	62.9
	19:35		64.4	66.9	60.6							
	19:40		64.6	70.1	60.8							
14-Feb-10	9:35	Cloudy	63.8	64.5	62.5	63.7						
	9:40		63.6	64.5	62.5							
	9:45		63.6	64.5	62.5							
17-Feb-10	19:35	Cloudy	63.8	65.8	59.6	63.9	59.1	62.2				
	19:40		63.9	65.9	59.6							
	19:45		64.1	66.1	59.8							
21-Feb-10	9:40	Cloudy	63.2	64.5	62.5	63.3			59.1	61.2		
	9:45		63.3	64.5	62.0							
	9:50		63.3	64.5	62.5							
25-Feb-10	19:35	Cloudy	65.8	67.7	62.1	65.8					59.1	64.8
	19:40		65.7	67.7	62.0							
	19:45		65.9	67.9	62.3							
28-Feb-10	09:25	Cloudy	63.8	65.0	62.5	63.7						
	09:30		63.7	64.5	62.5							
	09:35		63.7	64.5	62.5							

(Restricted Hours - 07:00 to 23:00 holidays & 19:00 to 23:00 on all other days)

Location NC3 - Outside Aegean Terrace												
Date	Time	Weather	dB (A) (5-min)				Baseline Level	Construction Noise Level				
			L _{eq}	L ₁₀	L ₉₀	Average L _{eq}	L _{eq}	L _{eq}				
2-Feb-10	20:30	Cloudy	51.2	53.4	47.6	51.4	53.8	51.4 Measured ≤ Baseline				
	20:35		51.4	53.6	47.7							
	20:40		51.5	53.6	47.8							
7-Feb-10	14:40	Cloudy	51.6	54.0	47.0	51.5			53.8	51.5 Measured ≤ Baseline		
	14:45		51.2	53.0	47.0							
	14:50		51.7	54.0	47.0							
9-Feb-10	20:35	Cloudy	49.7	51.6	45.8	49.9					53.8	49.9 Measured ≤ Baseline
	20:40		49.9	51.8	45.9							
	20:45		50.2	52.0	46.1							
14-Feb-10	10:55	Cloudy	50.2	51.5	49.5	50.2						
	11:00		50.2	51.0	49.5							
	11:05		50.3	51.0	49.5							
17-Feb-10	20:35	Cloudy	50.6	52.7	48.3	50.8	53.8	50.8 Measured ≤ Baseline				
	20:40		50.8	52.8	48.4							
	20:45		50.9	52.9	48.5							
21-Feb-10	10:45	Cloudy	50.2	51.0	49.5	50.2			53.8	50.2 Measured ≤ Baseline		
	10:50		50.1	51.0	49.5							
	10:55		50.2	51.0	49.0							
25-Feb-10	20:35	Cloudy	50.8	52.7	48.0	50.6					53.8	50.6 Measured ≤ Baseline
	20:40		50.6	52.5	47.8							
	20:45		50.3	52.4	47.6							
28-Feb-10	10:25	Cloudy	50.0	51.0	49.5	50.1						
	10:30		50.2	51.0	49.0							
	10:35		50.2	51.0	49.0							

Appendix G - Noise Monitoring Results

(Restricted Hours - 23:00 to 07:00 on all days)

Location NC1a - Outside True Light Middle School of Hong Kong									
Date	Time	Weather	dB (A) (5-min)				(Reference) Baseline Level	(Reference) Construction Noise Level, L _{eq}	
			L _{eq}	L ₁₀	L ₉₀	Average L _{eq}	L _{eq}		
2-Feb-10	23:25	Cloudy	58.3	61.0	54.0	58.5	60.7	58.5 Measured ≤ Baseline	
	23:30		58.8	61.5	54.5				
	23:35		58.4	61.0	54.0				
9-Feb-10	23:35	Cloudy	58.6	62.0	54.5	58.7		60.7	58.7 Measured ≤ Baseline
	23:40		58.8	62.0	54.5				
	23:45		58.8	62.0	54.5				
17-Feb-10	23:25	Cloudy	60.2	68.5	53.0	60.6		60.7	60.6 Measured ≤ Baseline
	23:30		60.8	68.5	52.5				
	23:35		60.8	68.5	52.5				
25-Feb-10	23:25	Cloudy	60.8	61.5	53.5	60.5	60.7	60.5 Measured ≤ Baseline	
	23:30		60.3	61.5	53.5				
	23:35		60.3	62.0	53.5				

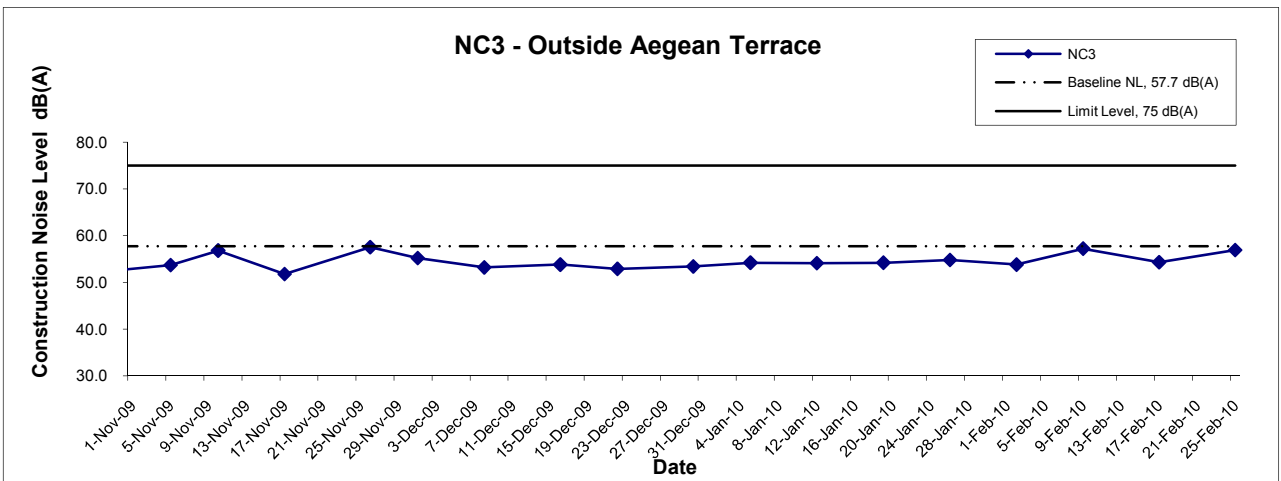
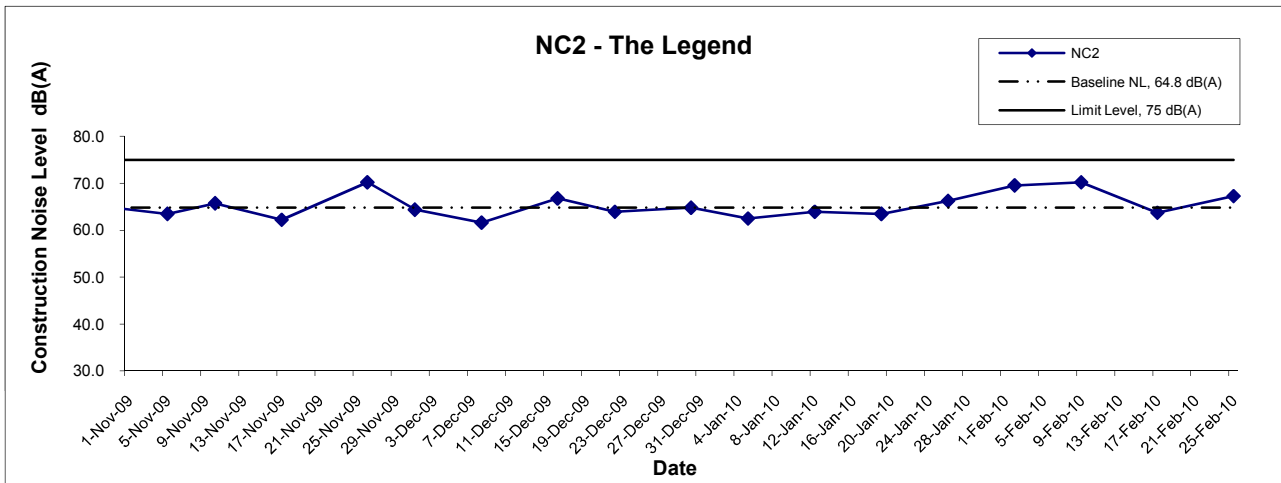
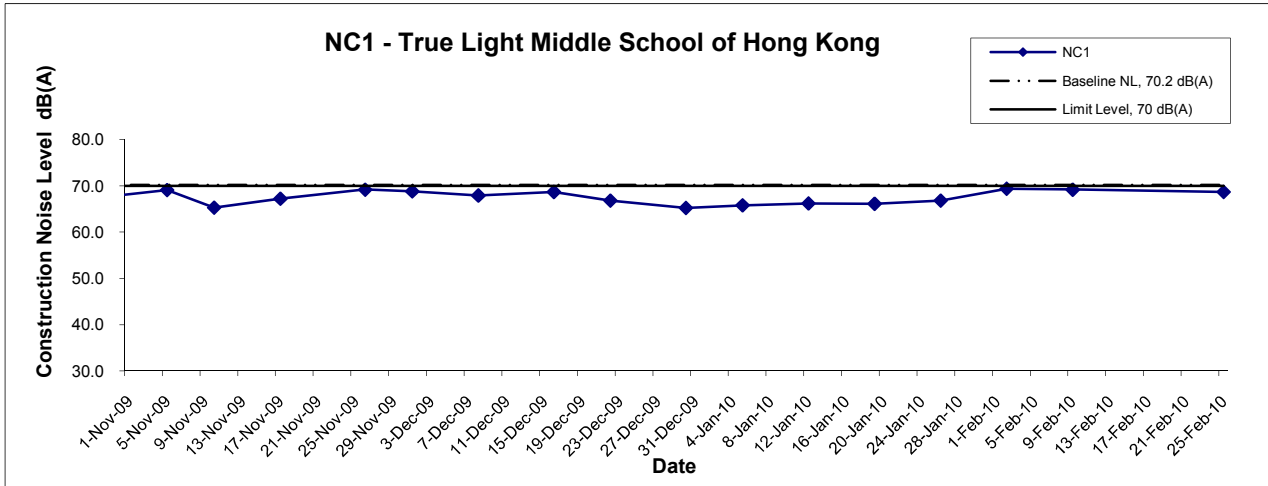
(Restricted Hours - 23:00 to 07:00 on all days)

Location NC2 - The Legend									
Date	Time	Weather	dB (A) (5-min)				Baseline Level	Construction Noise Level	
			L _{eq}	L ₁₀	L ₉₀	Average L _{eq}	L _{eq}	L _{eq}	
2-Feb-10	23:00	Cloudy	52.5	56.0	49.0	52.4	53.9	52.4 Measured ≤ Baseline	
	23:05		52.6	56.0	49.0				
	23:10		52.0	55.5	48.5				
9-Feb-10	23:00	Cloudy	52.6	55.0	49.0	52.5		53.9	52.5 Measured ≤ Baseline
	23:05		52.3	55.0	49.0				
	23:10		52.7	55.5	49.0				
17-Feb-10	23:00	Cloudy	54.8	56.5	50.5	54.5		53.9	45.6
	23:05		54.5	56.5	50.5				
	23:10		54.3	56.0	50.5				
25-Feb-10	23:00	Cloudy	53.3	54.5	50.0	53.3	53.9	53.3 Measured ≤ Baseline	
	23:05		53.4	54.5	49.5				
	23:10		53.3	54.5	49.5				

(Restricted Hours - 23:00 to 07:00 on all days)

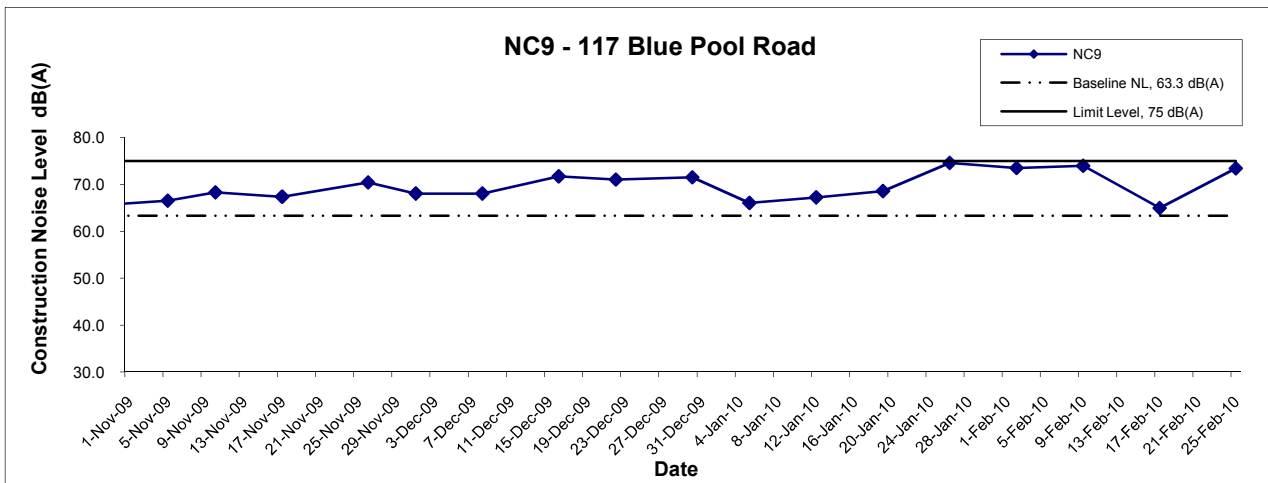
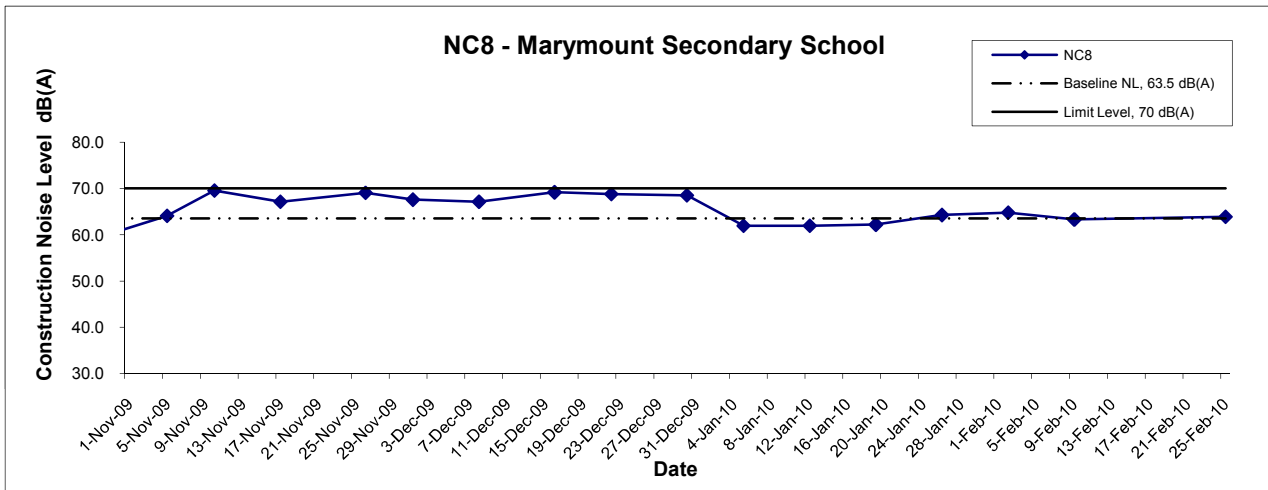
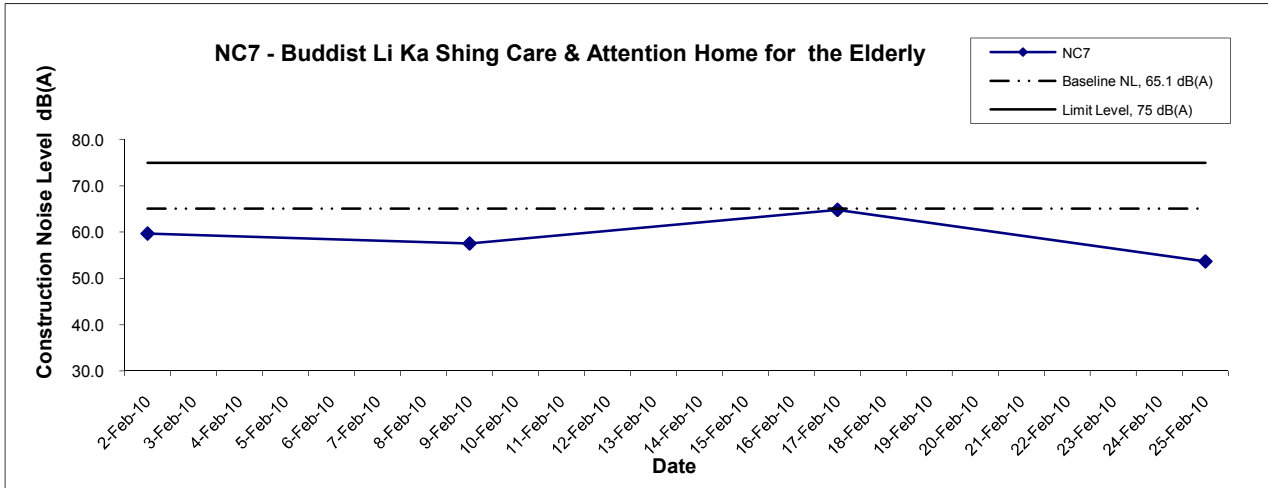
Location NC3 - Outside Aegean Terrace									
Date	Time	Weather	dB (A) (5-min)				Baseline Level	Construction Noise Level	
			L _{eq}	L ₁₀	L ₉₀	Average L _{eq}	L _{eq}	L _{eq}	
3-Feb-10	00:15	Cloudy	51.2	53.0	49.0	51.5	52.0	51.5 Measured ≤ Baseline	
	00:20		51.9	53.5	49.5				
	00:25		51.4	53.5	49.0				
10-Feb-10	00:20	Cloudy	51.7	53.0	48.0	51.4		52.0	51.4 Measured ≤ Baseline
	00:25		51.2	53.0	48.0				
	00:30		51.4	53.0	48.0				
18-Feb-10	00:10	Cloudy	49.8	50.5	49.0	49.7		52.0	49.7 Measured ≤ Baseline
	00:15		49.7	50.5	49.0				
	00:20		49.7	50.5	49.0				
26-Feb-10	00:25	Cloudy	51.8	52.5	44.5	51.9	52.0	51.9 Measured ≤ Baseline	
	00:30		52.0	53.0	44.0				
	00:35		51.8	53.0	44.0				

Noise Levels



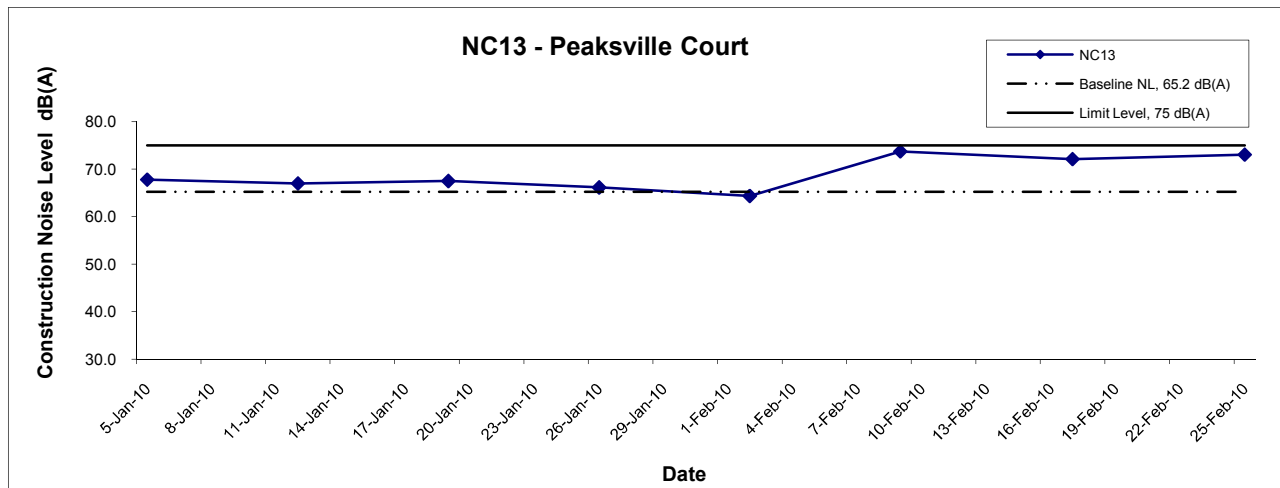
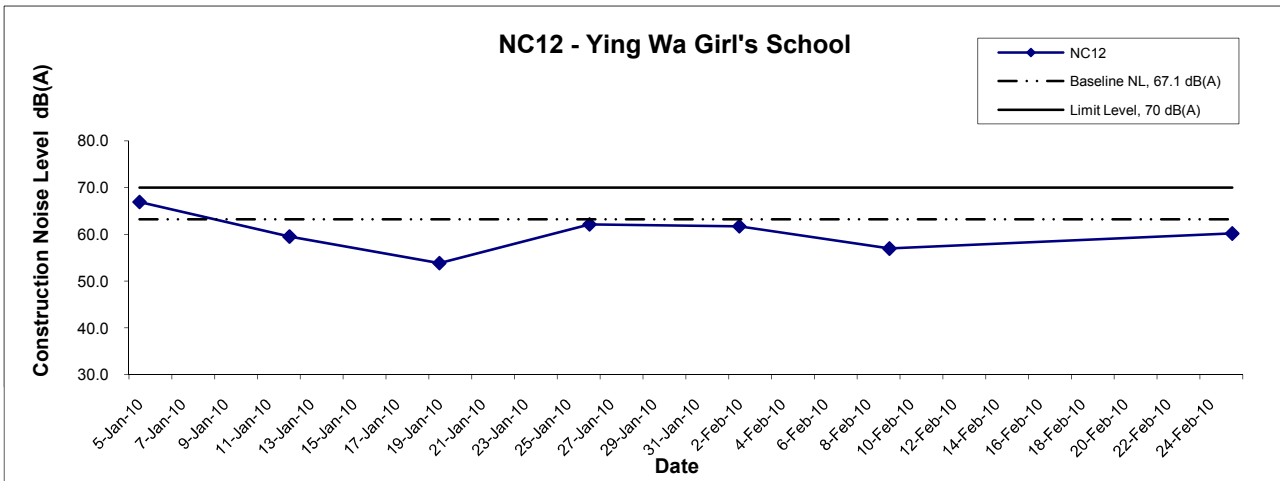
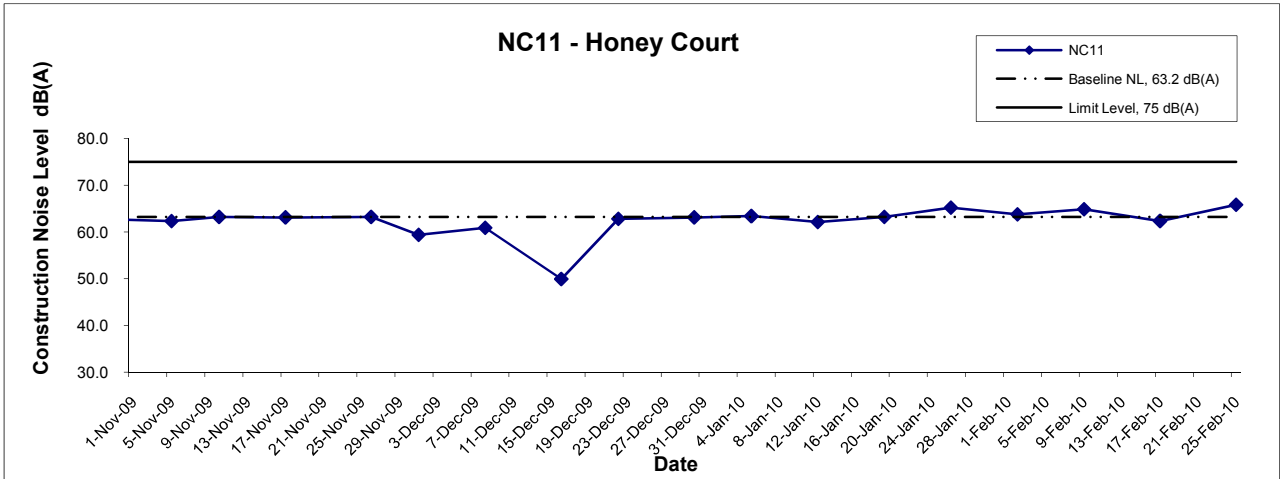
Title Contract No. DC/2007/10 Design and Construction of Hong Kong West Drainage Tunnel Graphical Presentation of Construction Noise Monitoring Results	Scale	N.T.S	Project No.	MA8001	CINOTECH
	Date	Feb 10	Appendix	G	

Noise Levels



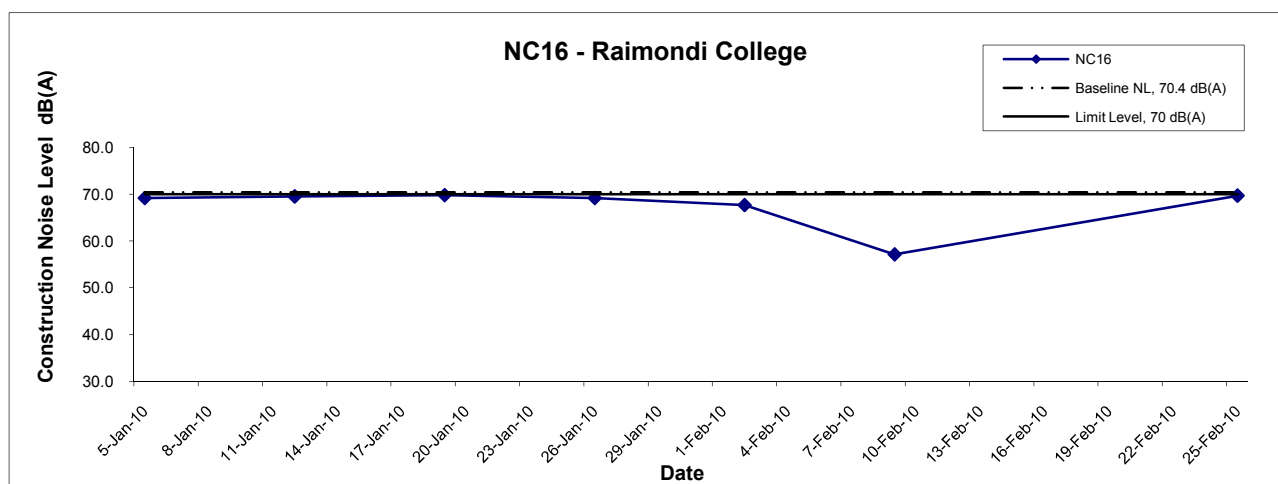
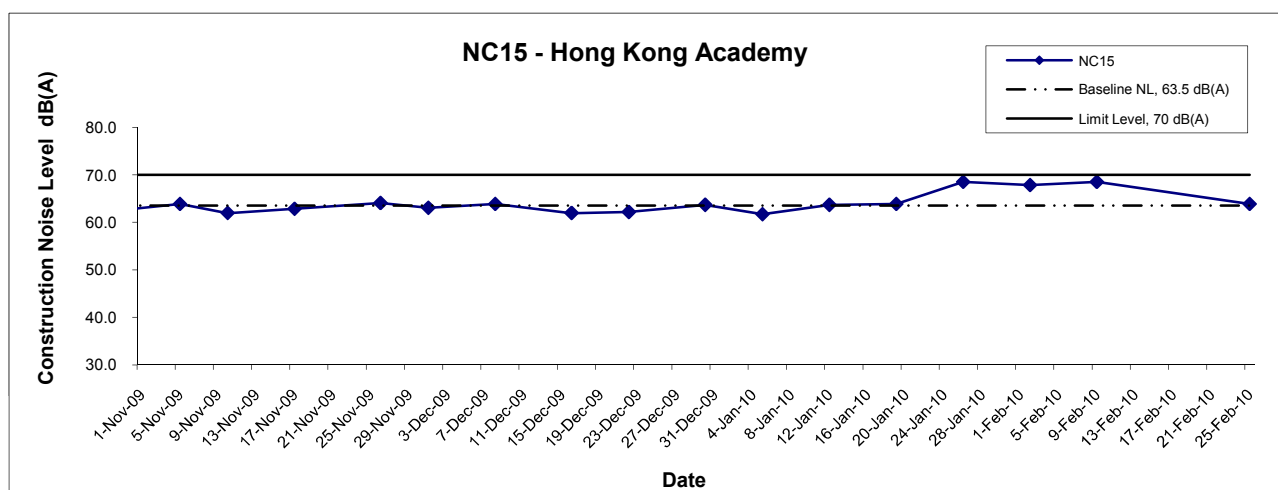
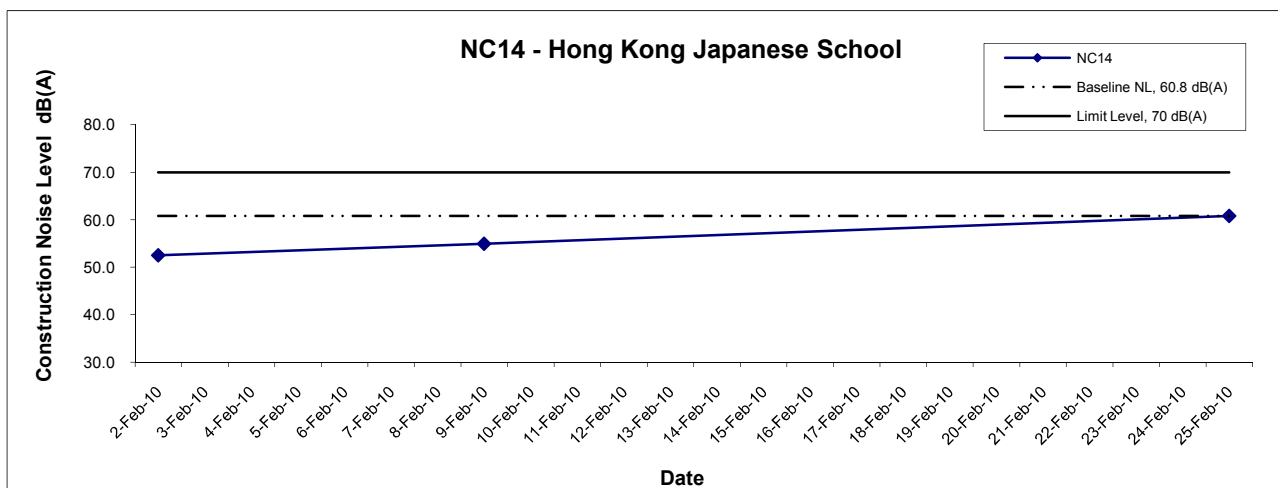
Title Contract No. DC/2007/10 Design and Construction of Hong Kong West Drainage Tunnel Graphical Presentation of Construction Noise Monitoring Results	Scale N.T.S	Project No. MA8001	CINOTECH
	Date Feb 10	Appendix G	

Noise Levels



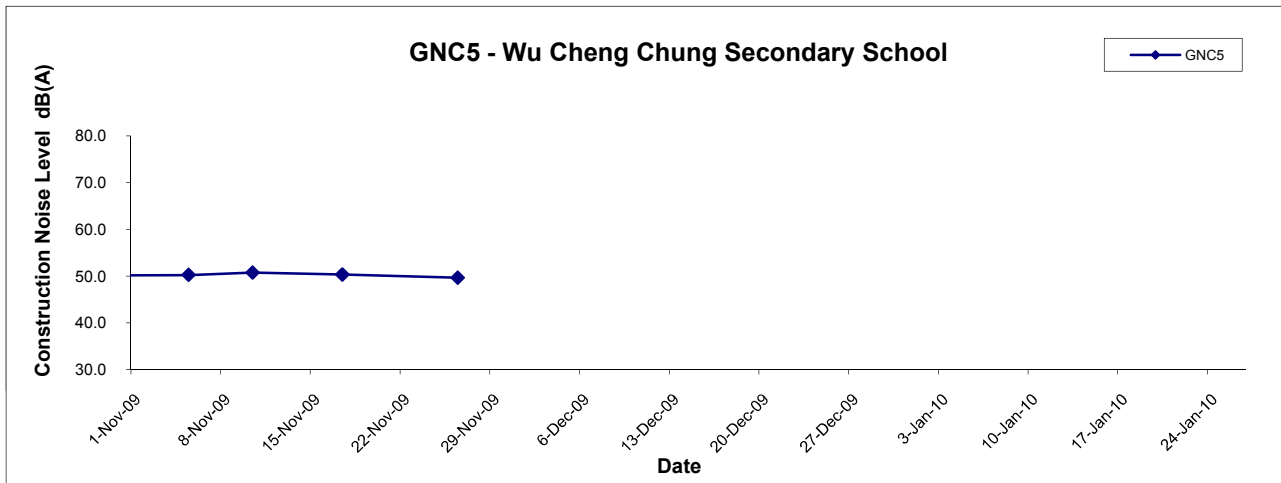
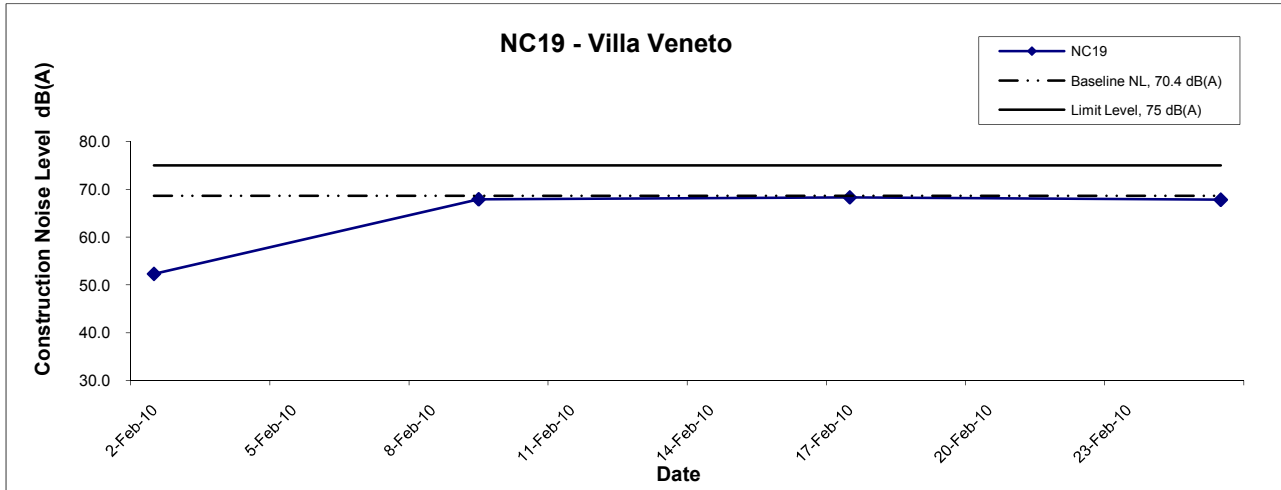
Title Contract No. DC/2007/10 Design and Construction of Hong Kong West Drainage Tunnel Graphical Presentation of Construction Noise Monitoring Results	Scale	N.T.S	Project No.	MA8001	CINOTECH
	Date	Feb 10	Appendix	G	

Noise Levels



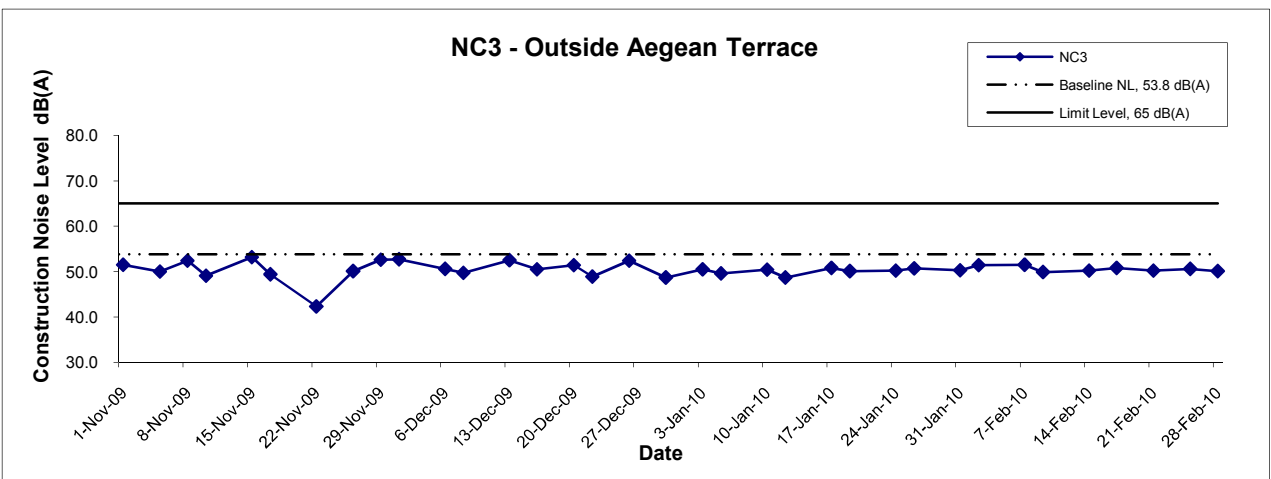
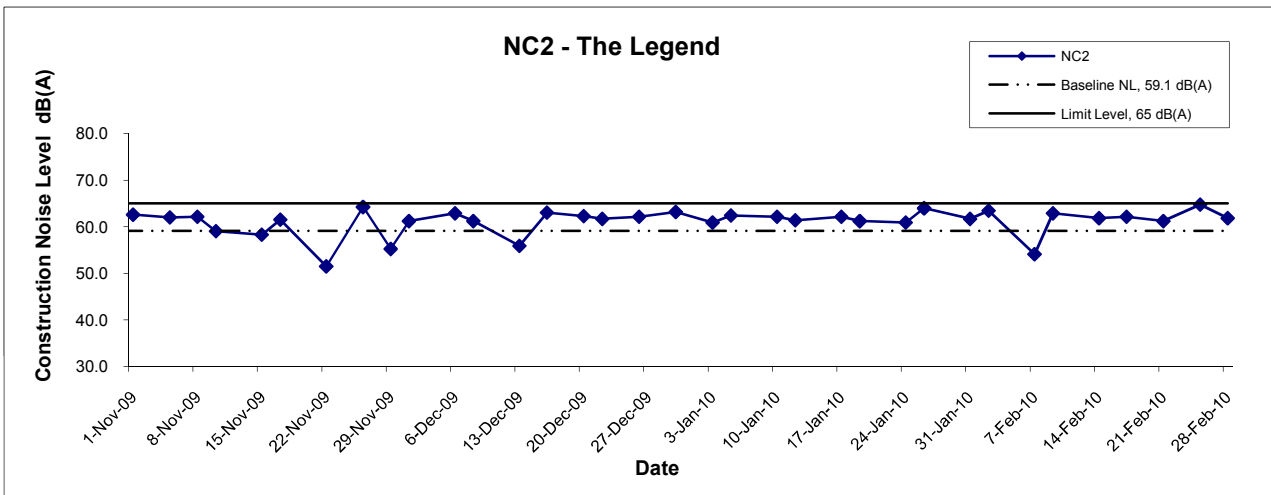
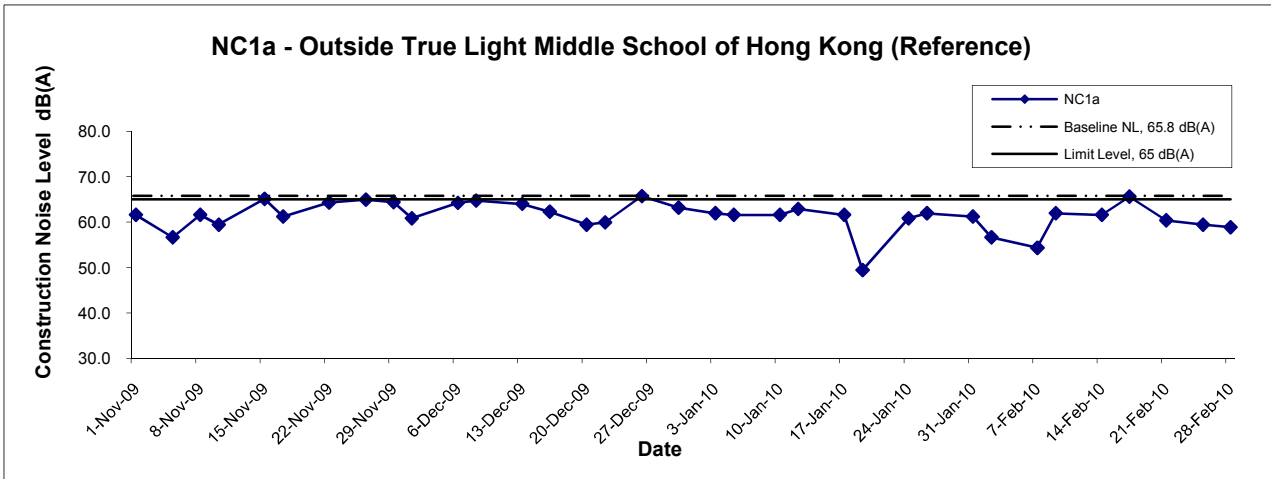
Title Contract No. DC/2007/10 Design and Construction of Hong Kong West Drainage Tunnel Graphical Presentation of Construction Noise Monitoring Results	Scale	N.T.S	Project No.	MA8001	CINOTECH
	Date	Feb 10	Appendix	G	

Noise Levels



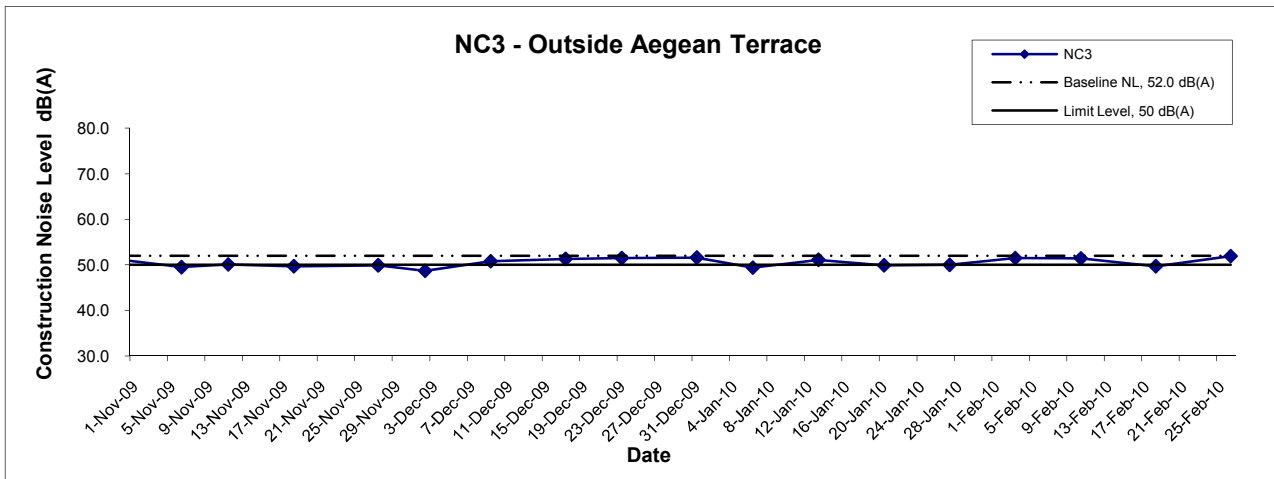
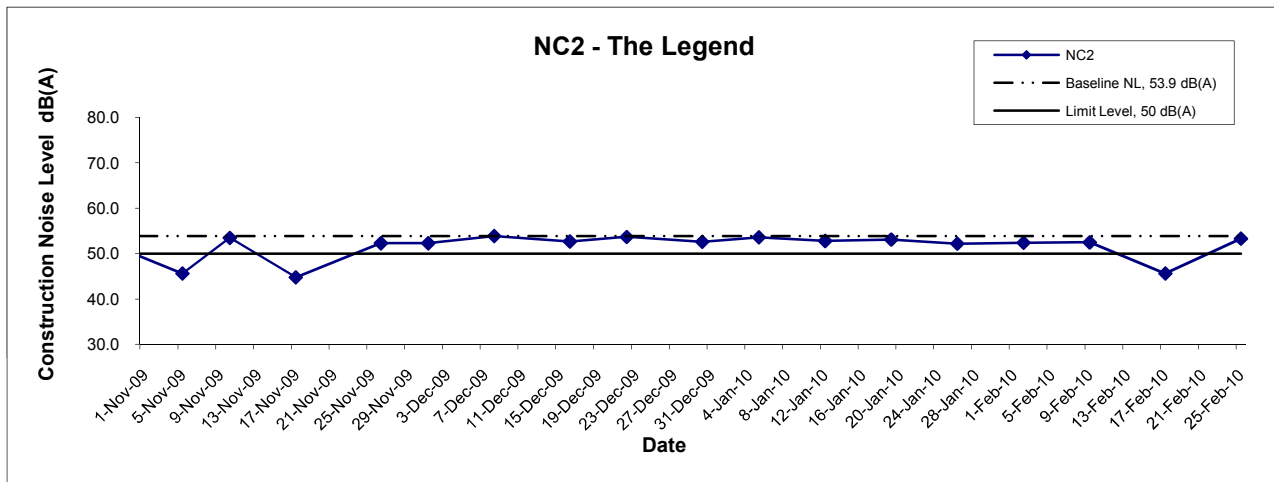
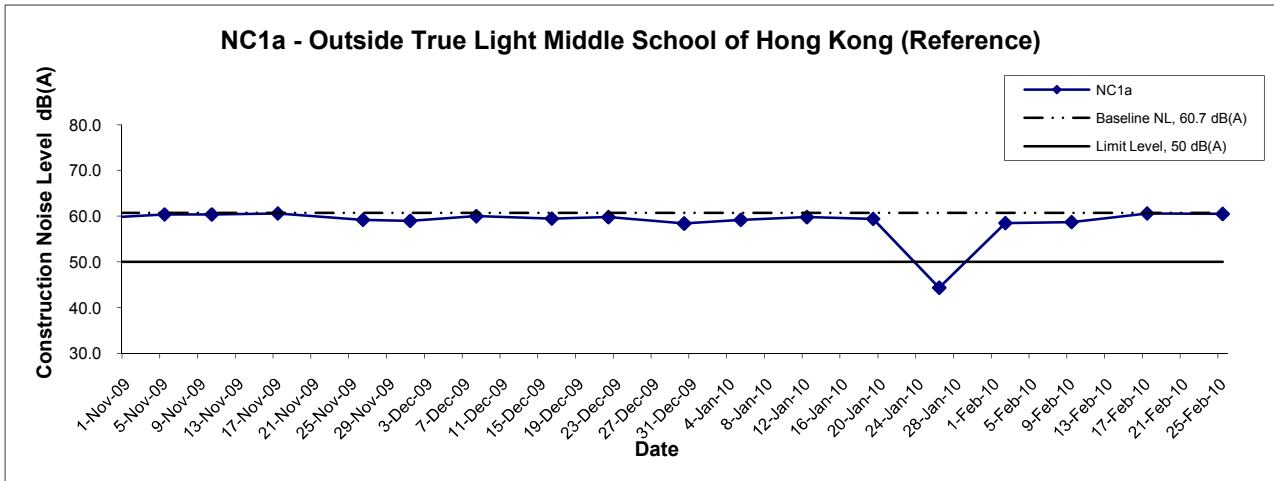
Title Contract No. DC/2007/10 Design and Construction of Hong Kong West Drainage Tunnel Graphical Presentation of Construction Noise Monitoring Results	Scale	N.T.S	Project No.	MA8001	CINOTECH
	Date	Feb 10	Appendix	G	

Noise Levels (Restricted Hours - 07:00 - 23:00 holidays & 19:00 - 23:00 on all other days)



Title Contract No. DC/2007/10 Design and Construction of Hong Kong West Drainage Tunnel Graphical Presentation of Construction Noise Monitoring Results	Scale N.T.S	Project No. MA8001	
	Date Feb 10	Appendix G	

Noise Levels (Restricted Hours - 23:00 to 07:00 on all days)



Title Contract No. DC/2007/10 Design and Construction of Hong Kong West Drainage Tunnel Graphical Presentation of Construction Noise Monitoring Results	Scale	N.T.S	Project No.	MA8001	CINOTECH
	Date	Feb 10	Appendix	G	